



Swamy Vivekananda Vidya Samsthe (R), Shikaripura

ಕುಮದ್ವತಿ ಶಿಕ್ಷಣ ಮಹಾವಿದ್ಯಾಲಯ

**KUMADVATHI COLLEGE OF EDUCATION**



Aided, Permanently Affiliated to Kuvempu University, Recognised by NCTE & UGC Act 2(f), Section 12(B) & NAAC

Accredited with B Grade (2.70 CGPA)

Shivamogga Road

Shikaripura – 577 427

Shivamogga Dist

☎ : 08187 – 222383, 222

E-Mail:kumadvathibed@gmail.com

## Criterion - 01

### Curriculum Aspects



## Criterion – 1.4

### Feedback System

#### Item No: 1.4.1

**Mechanism is in place for obtaining structured feedback on the curriculum-Semester Wise from Various Stake Holders**

## **Item No: 1.4.1**

### **Structured Feedback obtained from Students Satisfaction Survey**

#### **Index**

<b>Sl No</b>	<b>Title of the Documents</b>
<b>1</b>	<b>Feedback on Student Satisfaction Survey of Last Five Years</b>



Swamy Vivekananda Vidya Samsthe (R), Shikaripura

ಕುಮದ್ವತಿ ಶಿಕ್ಷಣ ಮಹಾವಿದ್ಯಾಲಯ

**KUMADVATHI COLLEGE OF EDUCATION**



Aided, Permanently Affiliated to Kuvempu University, Recognised by NCTE & UGC Act 2(f), Section 12(B) & NAAC  
Accredited with B Grade (2.70 CGPA)

Shivamogga Road  
☎ : 08187 – 222383, 222

Shikaripura – 577 427

Shivamogga Dist  
E-Mail:kumadvathibed@gmail.com



## **STUDENT SATISFACTION SURVEY REPORT : 2020-21**

**Internal Quality Assessment Cell (IQAC)**









Swamy Vivekananda VidyaSamsthe (R), Shikaripura

ಕುಮದ್ವತಿ ಶಿಕ್ಷಣ ಮಹಾವಿದ್ಯಾಲಯ

## KUMADVATHI COLLEGE OF EDUCATION



Aided, Permanently Affiliated to Kuvempu University, Recognised by NCTE & UGC Act 2(f), Section 12(B) & NAAC  
Accredited with B Grade (2.70 CGPA)

Shivamogga Road  
☎ : 08187 – 222383, 222

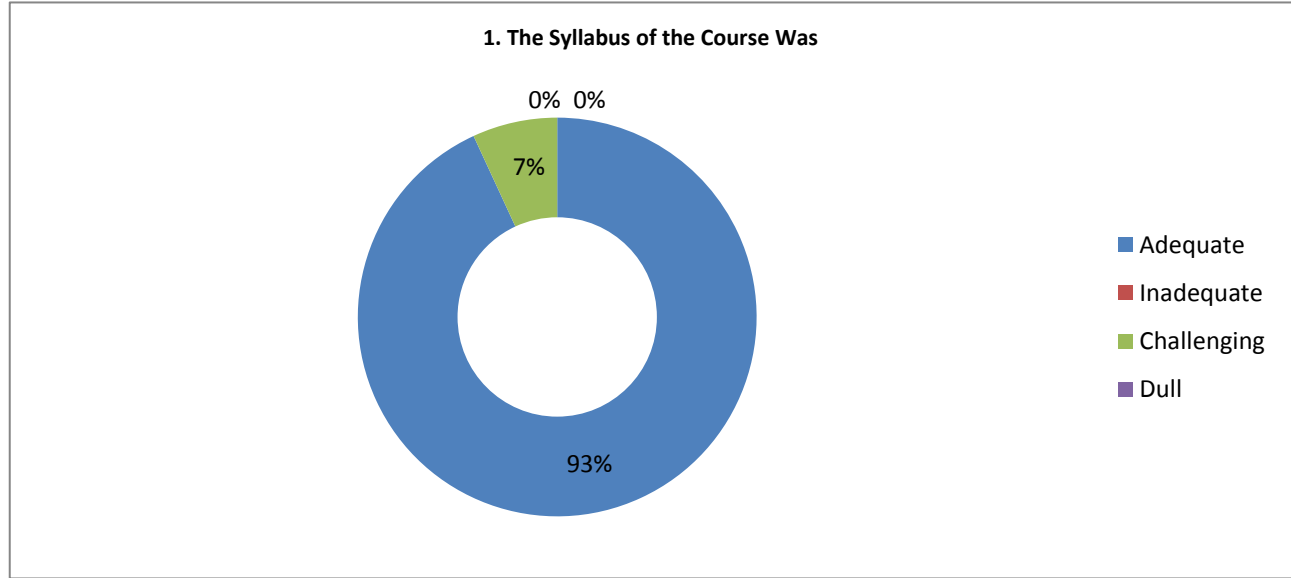
Shikaripura – 577 427

Shivamogga Dist  
E-Mail:kumadvathibed@gmail.com

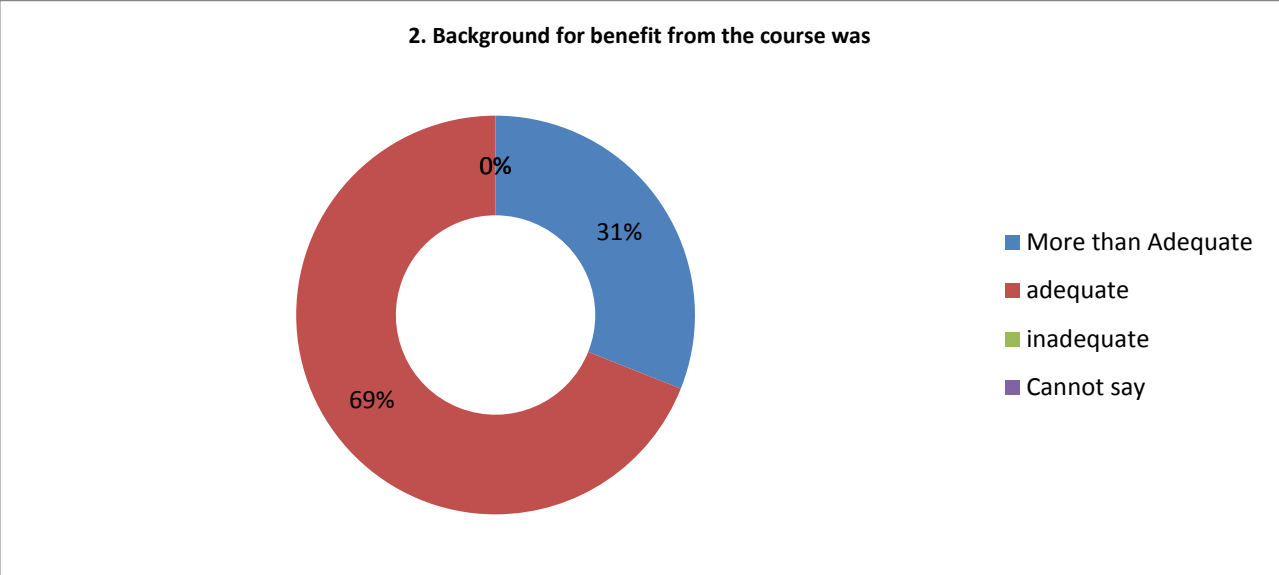
### Student Satisfaction Survey 2020-21

#### Student Satisfaction Survey (SSS) on overall institutional performance

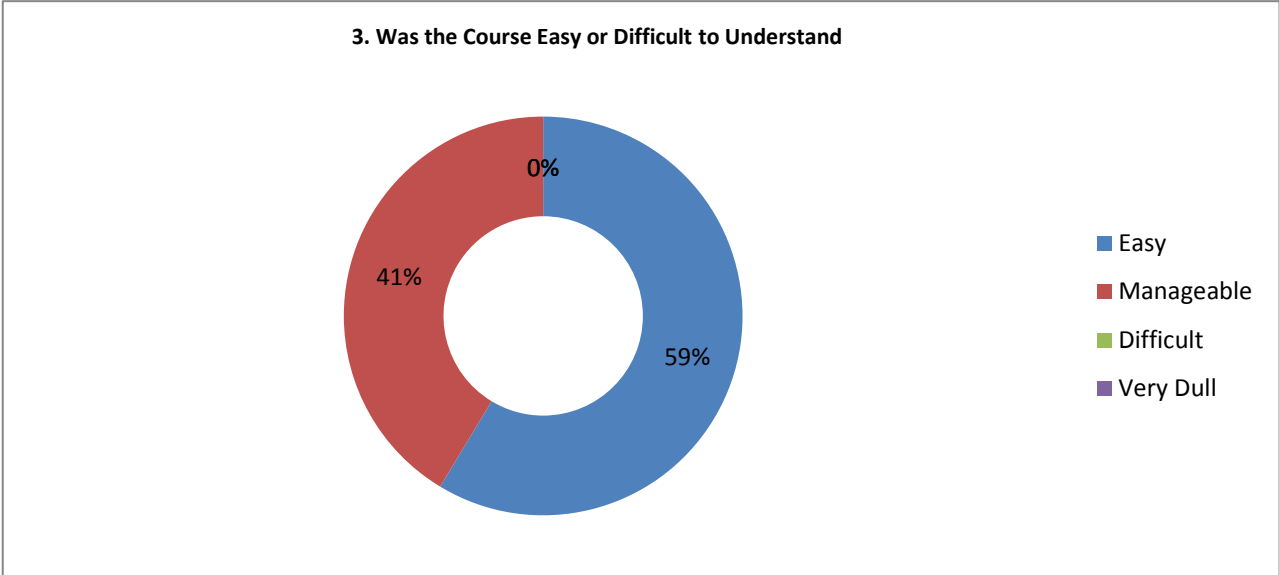
1. The Syllabus of the Course Was			
Adequate	Inadequate	Challenging	Dull
93.1	0	6.89	0



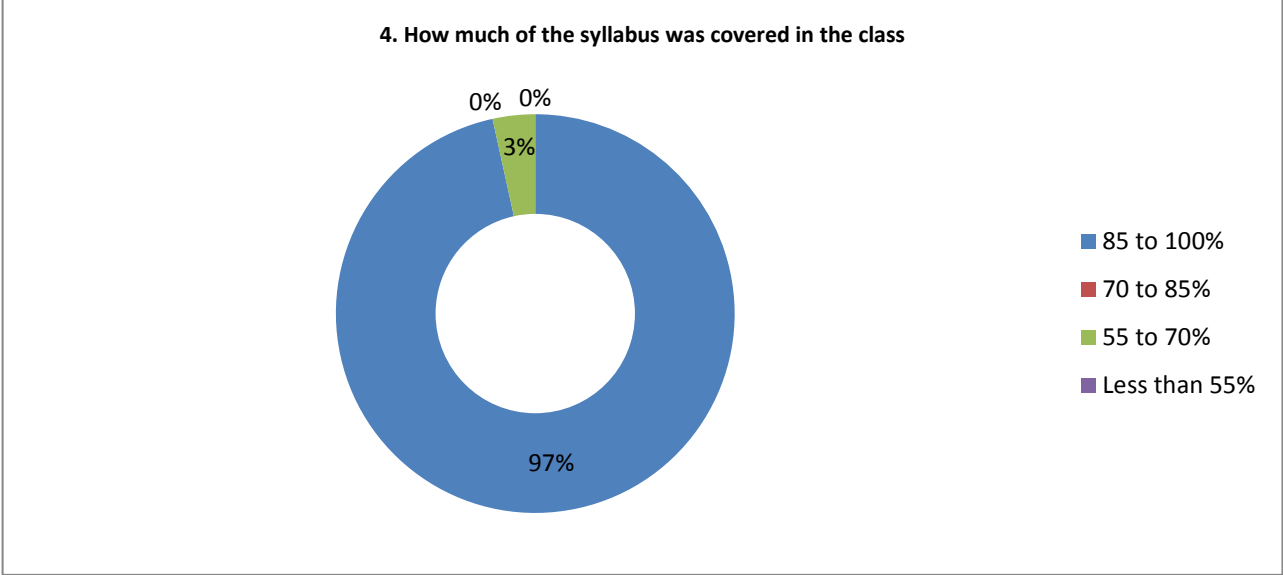
2. Background for benefit from the course was			
More than Adequate	adequate	Inadequate	Cannot Say
31.03	68.97	0	0



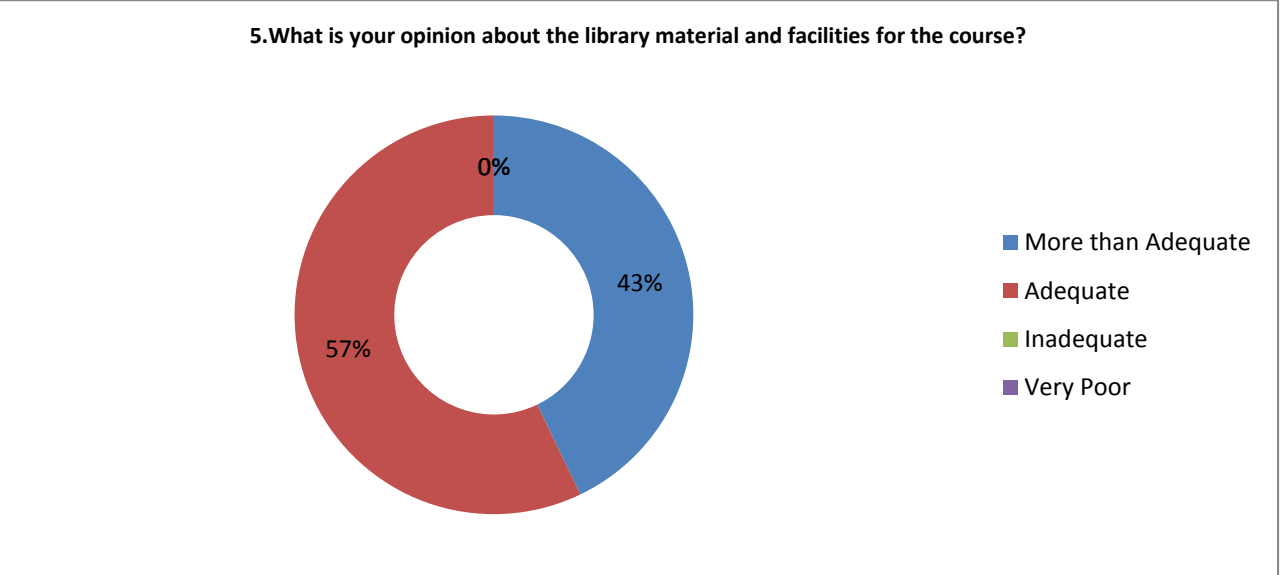
3. Was the Course Easy or Difficult to Understand			
Easy	Manageable	Difficult	Very Dull
58.68	41.38	0	0



4. How much of the syllabus was covered in the class			
85 to 100%	70 to 85%	55 to 70%	Less than 55%
96.55	0	3.44	0

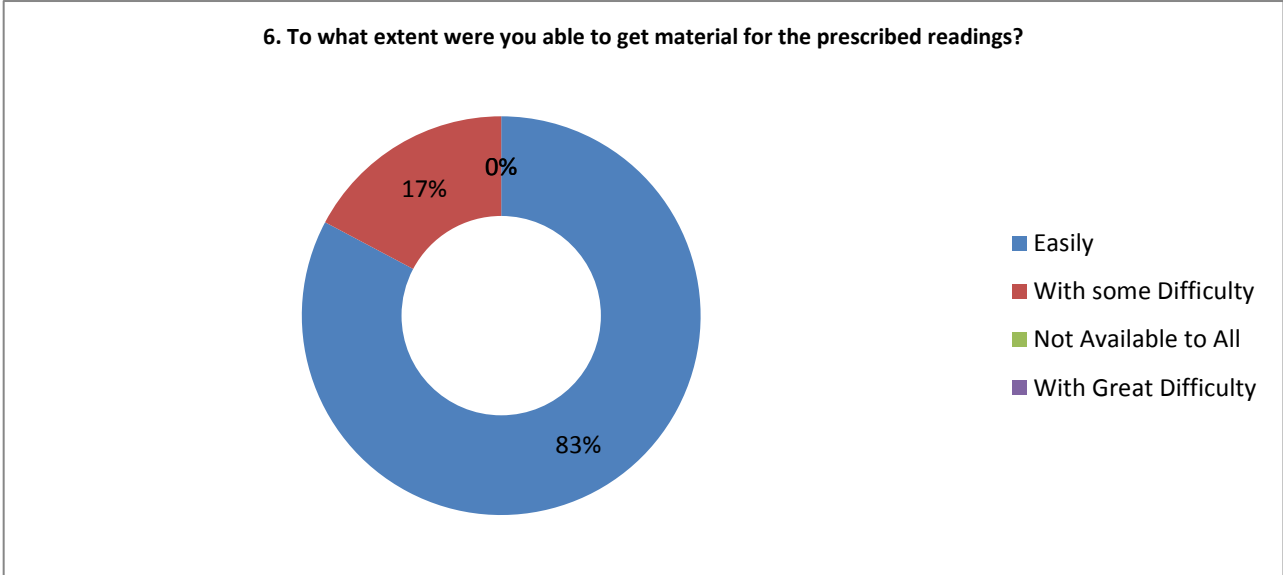


5. What is your opinion about the library material and facilities for the course?			
More than Adequate	Adequate	Inadequate	Very Poor
41.38	55.17	0	0

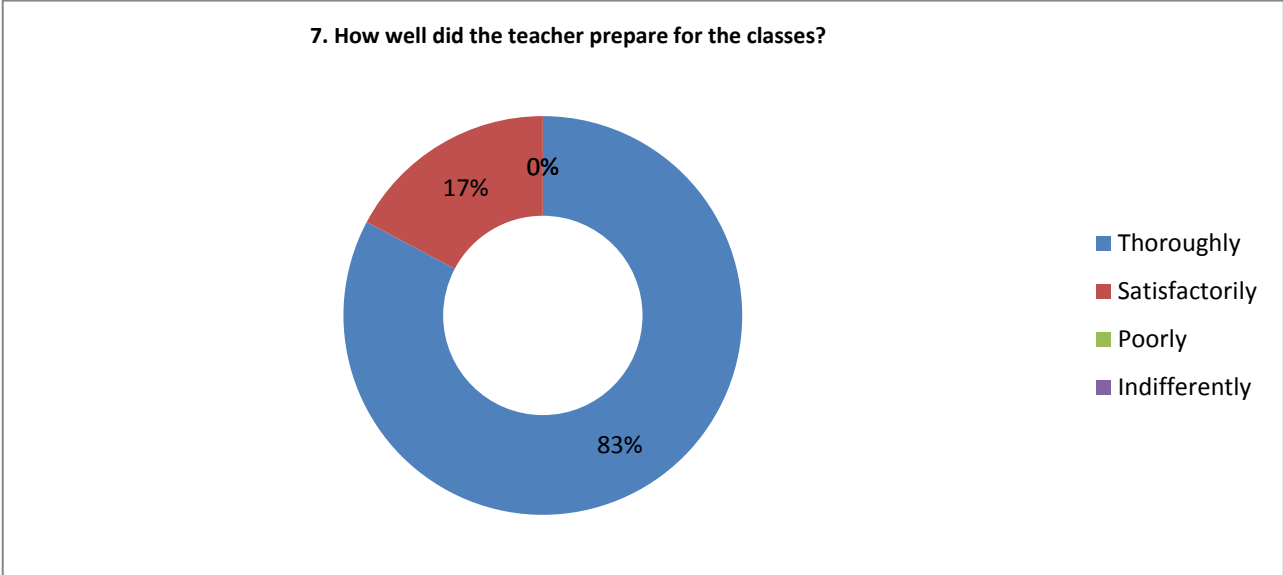




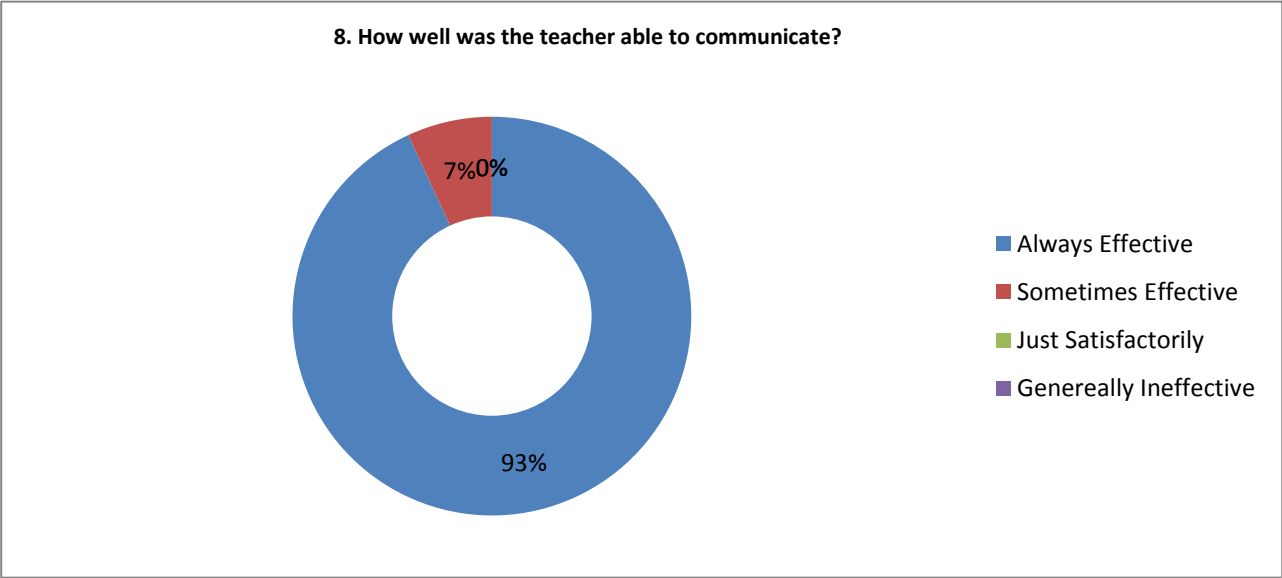
6. To what extent were you able to get material for the prescribed readings?			
Easily	With some Difficulty	Not Available to All	With Great Difficulty
82.76	17.24	0	0



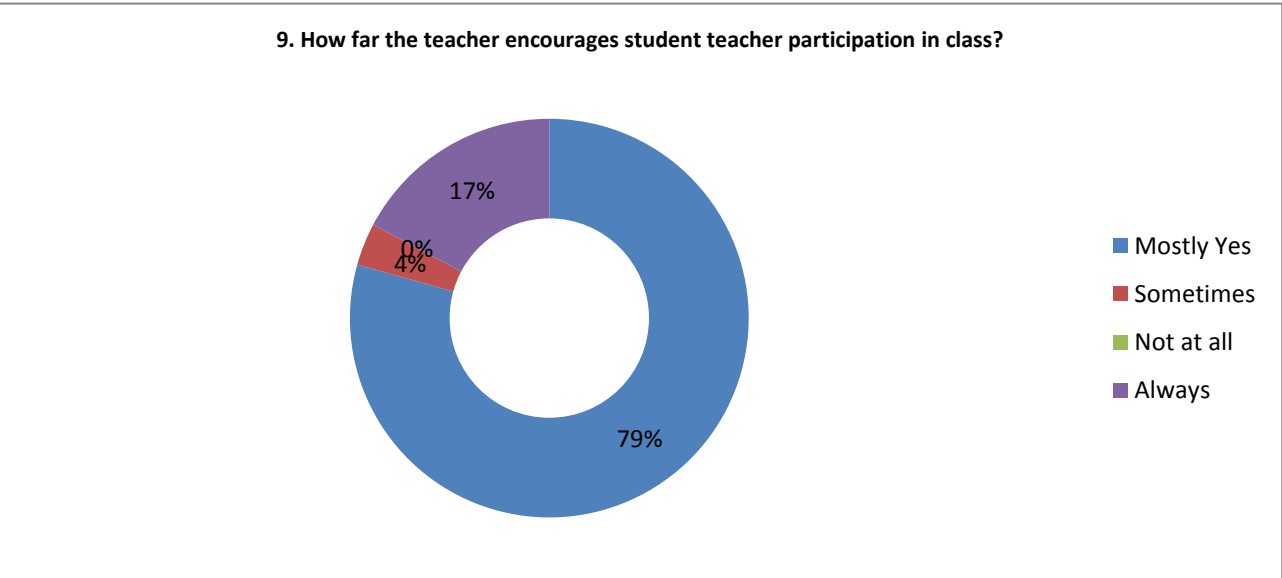
7. How well did the teacher prepare for the classes?			
Thoroughly	Satisfactorily	Poorly	Indifferently
82.76	17.24	0	0



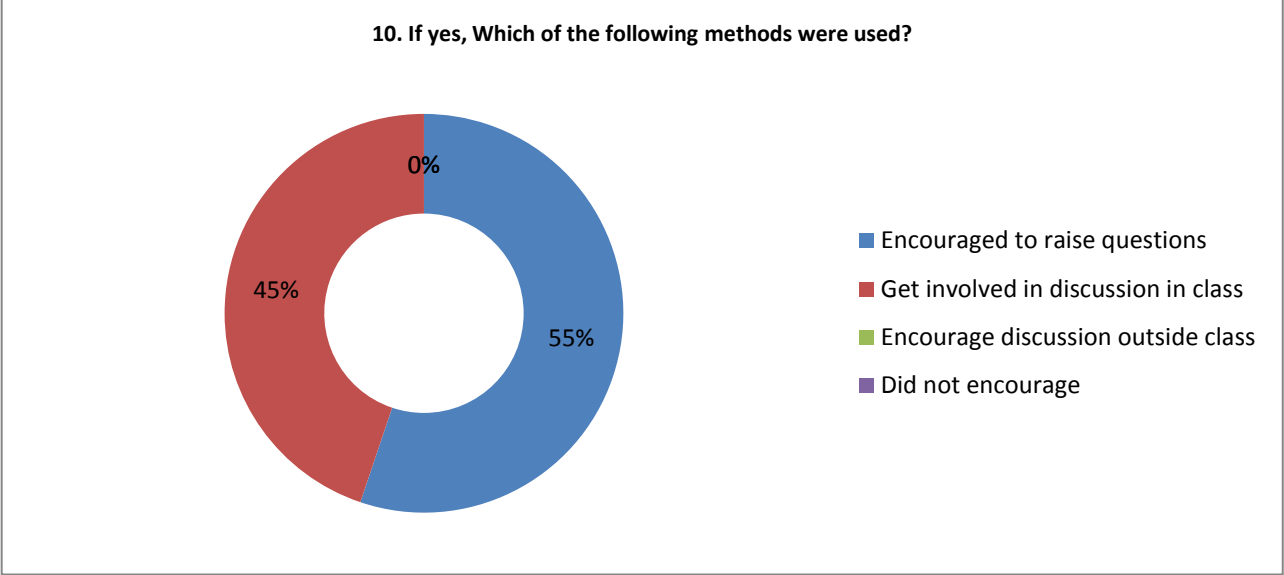
8. How well was the teacher able to communicate?			
Always Effective	Sometimes Effective	Just Satisfactorily	Generally Ineffective
93.1	6.89	0	0



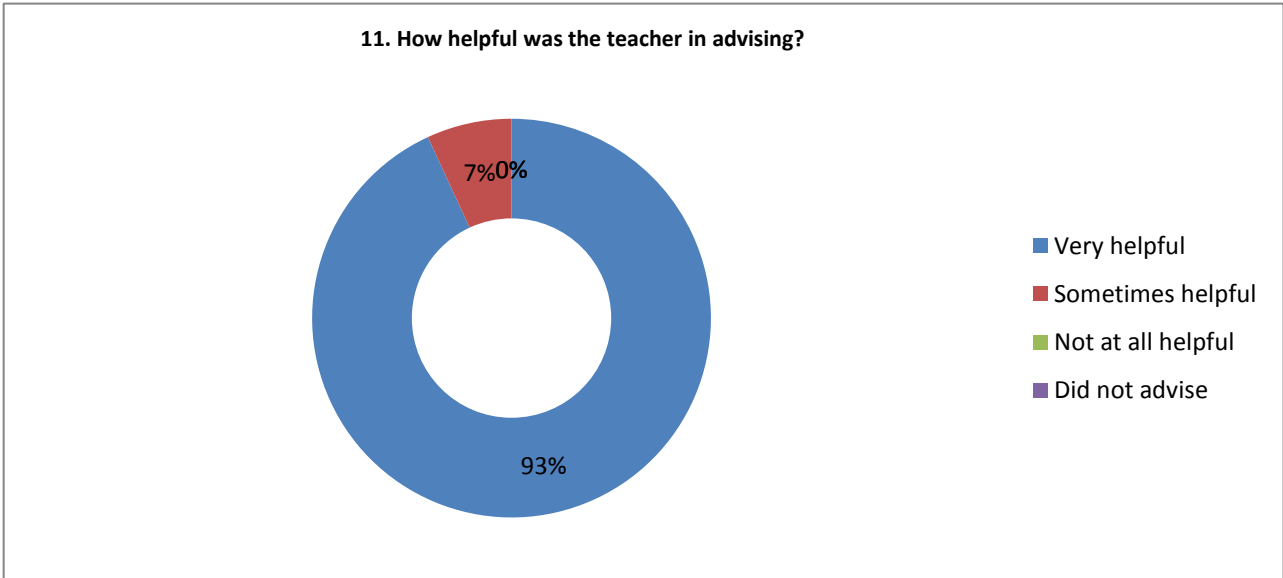
9. How far the teacher encourages student teacher participation in class?			
Mostly Yes	Sometimes	Not at all	Always
79.31	3.44	0	17.24



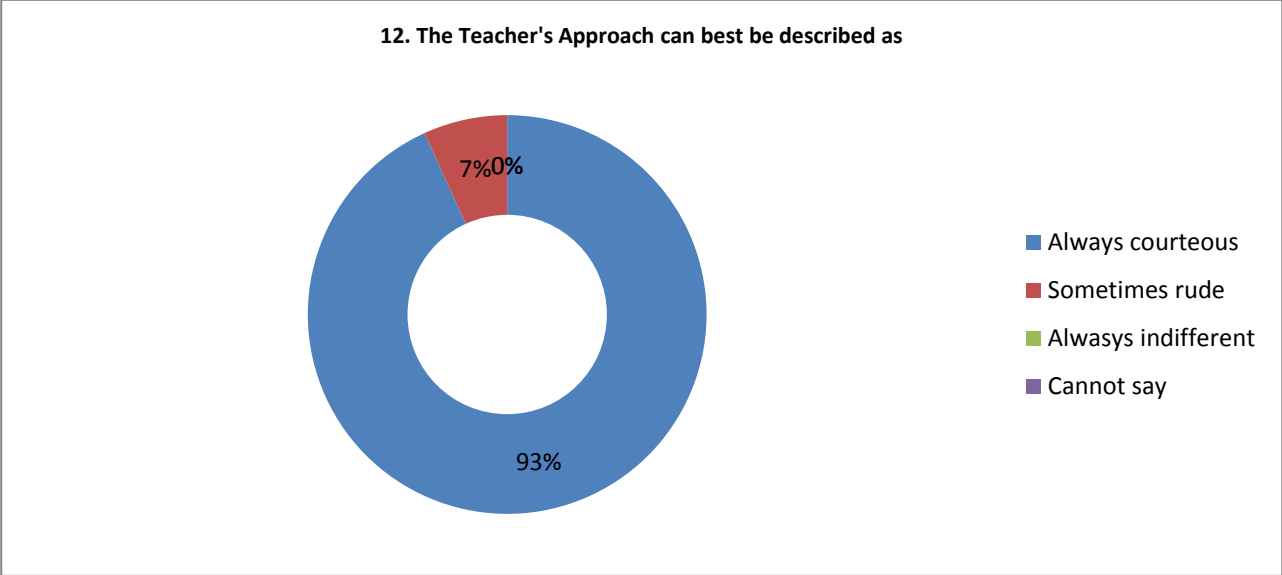
10. If yes, Which of the following methods were used?			
Encouraged to raise questions	Get involved in discussion in class	Encourage discussion outside class	Did not encourage
55.17	44.83	0	0



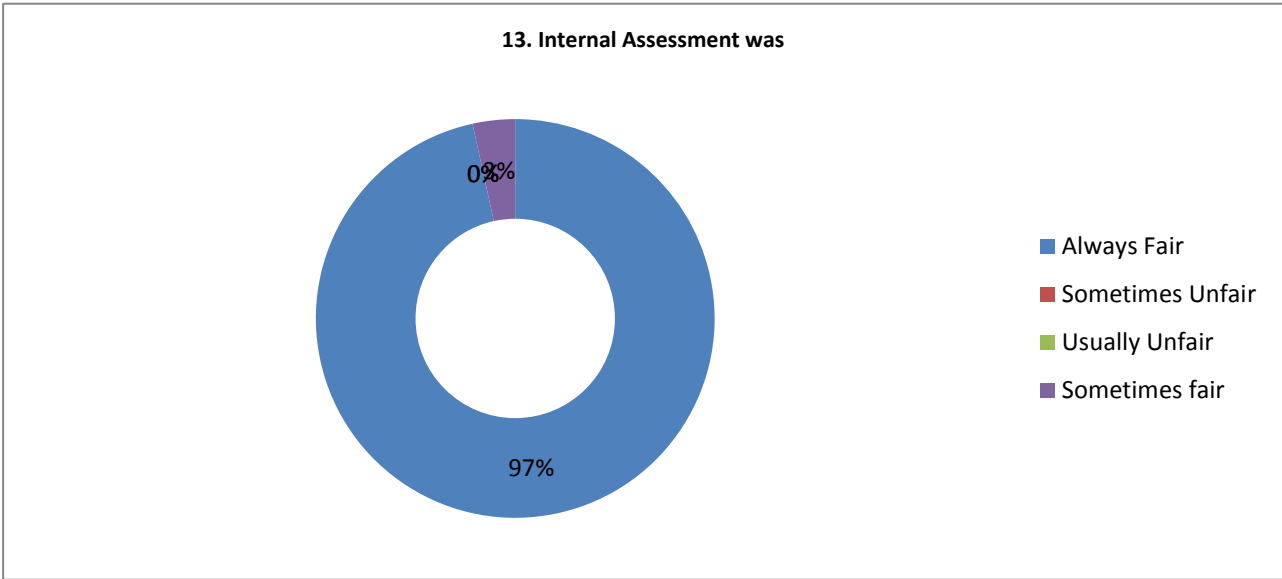
11. How helpful was the teacher in advising?			
Very helpful	Sometimes helpful	Not at all helpful	Did not advise
93.1	6.89	0	0



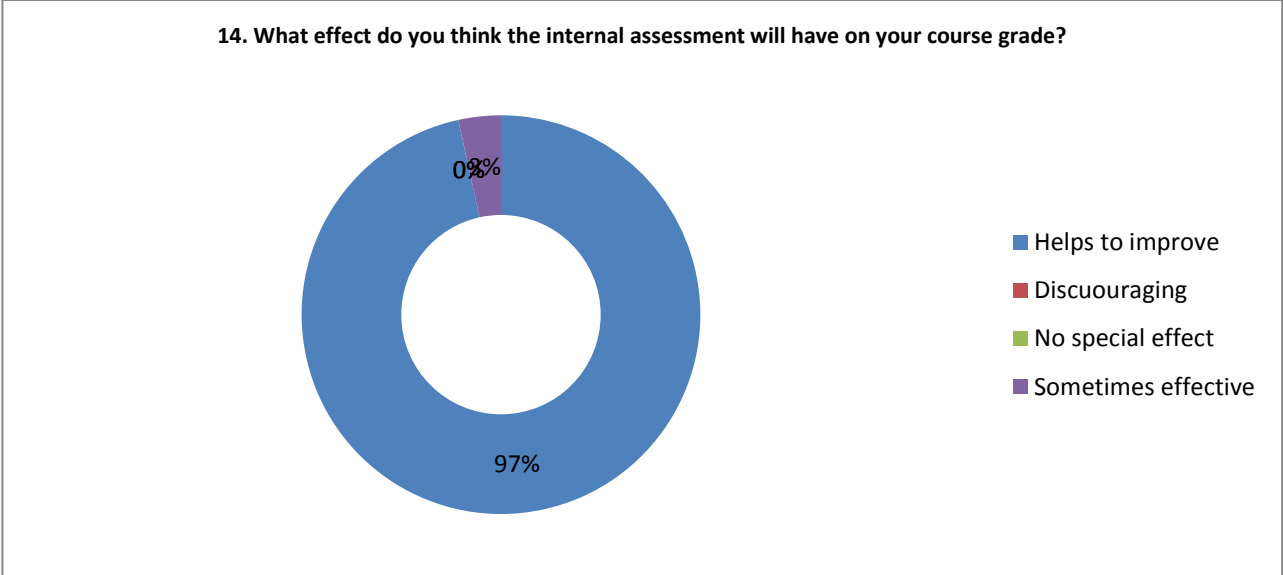
12. The Teacher's Approach can best be described as			
Always courteous	Sometimes rude	Alwasys indifferent	Cannot say
93.1	6.8	0	0



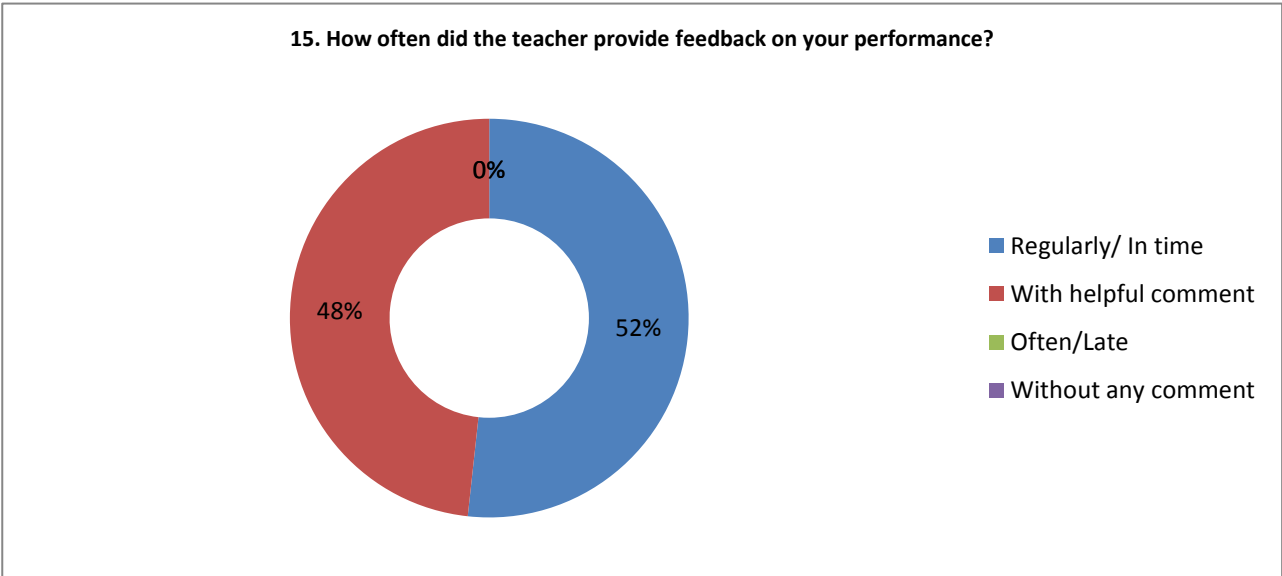
13. Internal Assessment was			
Always Fair	Sometimes Unfair	Usually Unfair	Sometimes fair
96.55	0	0	3.44



14. What effect do you think the internal assessment will have on your course grade?			
Helps to improve	Discuouraging	No special effect	Sometimes effective
96.55	0	0	3.44

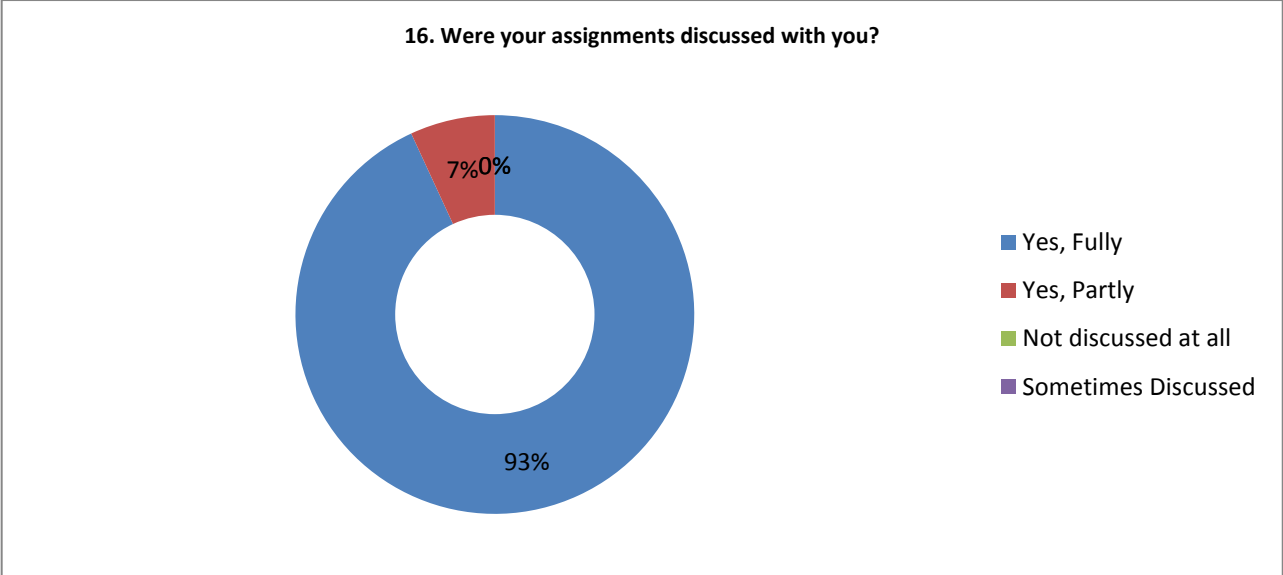


15. How often did the teacher provide feedback on your performance?			
Regularly/ In time	With helpful comment	Often/Late	Without any comment
51.72	48.28	0	0

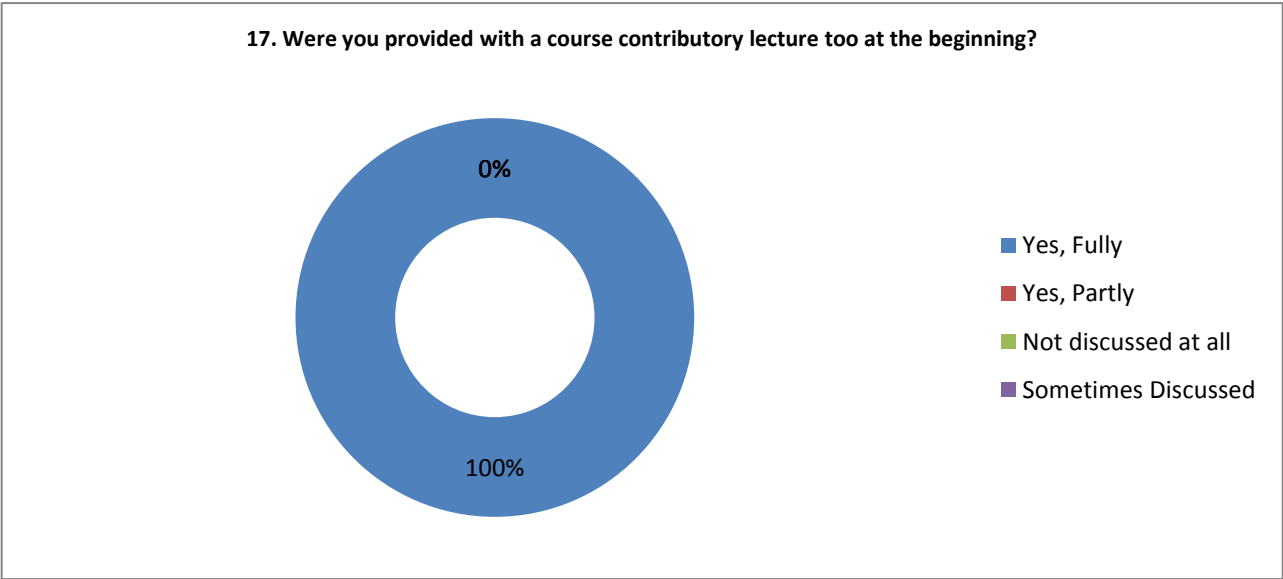




16. Were your assignments discussed with you?			
Yes, Fully	Yes, Partly	Not discussed at all	Sometimes Discussed
93.1	6.89	0	0



17. Were you provided with a course contributory lecture too at the beginning?			
Yes, Fully	Yes, Partly	Not discussed at all	Sometimes Discussed
100	0	0	0



## **Key findings from the survey**

- Regarding the syllabus of the Course 93.1 percent of students expressed that it was adequate and only 6.90 percent of students found that it was Challenging. 60 percent of students felt that the course is easy to comprehend the course.
- Around 96.55 percent of students have the opinion that Syllabus was covered in the class. More than 40 percent students have the opinion that library material and facilities for the course was adequate and 55 percent of students felt that it was adequate. 83 percent of students have expressed that they easily able to get material for the prescribed reading.
- Regarding Teacher preparation for the classes, more than 83 Percent of Teacher's entered the Classes thoroughly and 18 percent of teachers that satisfactorily in their preparation. Almost 93 Percent of Students are expressed that the teacher communication was always effective.
- Teacher encourages the Student participation in classes. Around 80 percent Students have the opinion that the Teacher uses the discussion method and encourages the students to raise the questions.
- Students fully satisfied with the teacher advice are very helpful for academic development. Related to the teachers approach that 93 percent of students have the opinion that teachers always Show courtesy.
- Fairness of internal evaluation has been rated high that 97 percent of students were expressed that internals was considered in a fair way.
- The students have expressed satisfaction regarding the mentorship programme, skill development programme run by the college.

- 96 percent of students have the opinion that internal assessment was helpful to improve their academic achievement.
- 93 percent of students fully agree with that, their assignment was discussed thoroughly with them.

### **Students Concerns and Observation from the Survey:**

The SSS has also pointed out a few grey areas where the college/ teachers do have scope for enhancement in quality of education. The following are the issues on which the students have shown concern:

- Institution need to modify the syllabus of the course and bring changes in its execution
- Library facilities need to upgrade and made available for students during their holidays also.

The College Authority and IQAC give utmost importance to the findings of this survey because these way students come to believe that even they have a say in policymaking. This was even we try to be true to the motto of our college, "Be and Make". This approach of participative policy-making is satisfying for students. It is always impossible to please everyone but often we try to strive towards keeping most of them happy, most of the time.



Principal

**Principal**

Kumadvathi College of Education  
Shikarpur -



Swamy Vivekananda Vidya Samsthe (R), Shikaripura

ಕುಮದ್ವತಿ ಶಿಕ್ಷಣ ಮಹಾವಿದ್ಯಾಲಯ

## KUMADVATHI COLLEGE OF EDUCATION

Aided, Permanently Affiliated to Kuvempu University, Recognised by NCTE & UGC Act 2(f), Section 12(B) & NAAC  
Accredited with B Grade (2.70 CGPA)

Shivamogga Road  
☎ : 08187 – 222383, 222

Shikaripura – 577 427

Shivamogga Dist  
E-Mail:kumadvathibed@gmail.com



## STUDENT SATISFACTION SURVEY REPORT : 2019-20

Internal Quality Assessment Cell (IQAC)



Swamy Vivekananda Vidya Samsthe (R), Shikaripura

ಕುಮದ್ವತಿ ಶಿಕ್ಷಣ ಮಹಾವಿದ್ಯಾಲಯ

**KUMADVATHI COLLEGE OF EDUCATION**



Aided, Permanently Affiliated to Kuvempu University, Recognised by NCTE & UGC Act 2(f), Section 12(B) & NAAC  
Accredited with B Grade (2.70 CGPA)

Shivamogga Road  
☎ : 08187 – 222383, 222

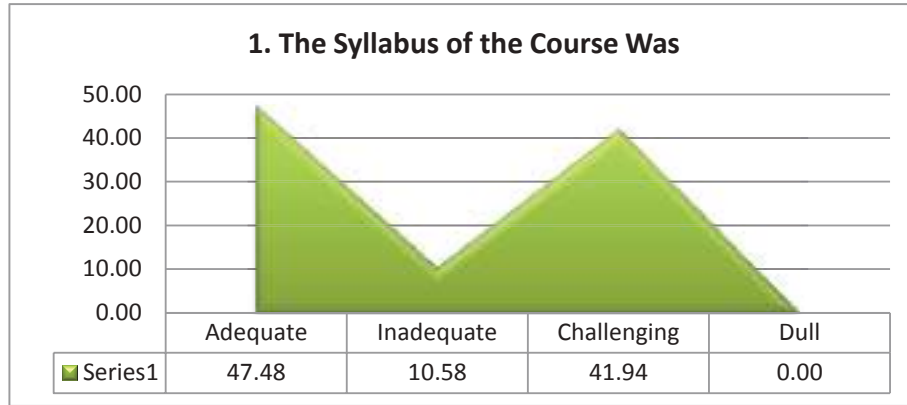
Shikaripura – 577 427

Shivamogga Dist  
E-Mail:kumadvathibed@gmail.com

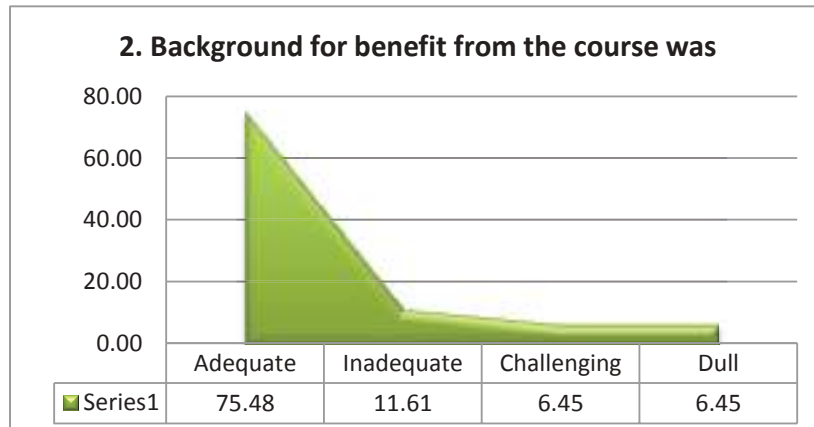
## Student Satisfaction Survey 2019-20

### Student Satisfaction Survey (SSS) on overall institutional performance

1. The Syllabus of the Course Was			
Adequate	Inadequate	Challenging	Dull
47.48	10.58	41.94	0.00

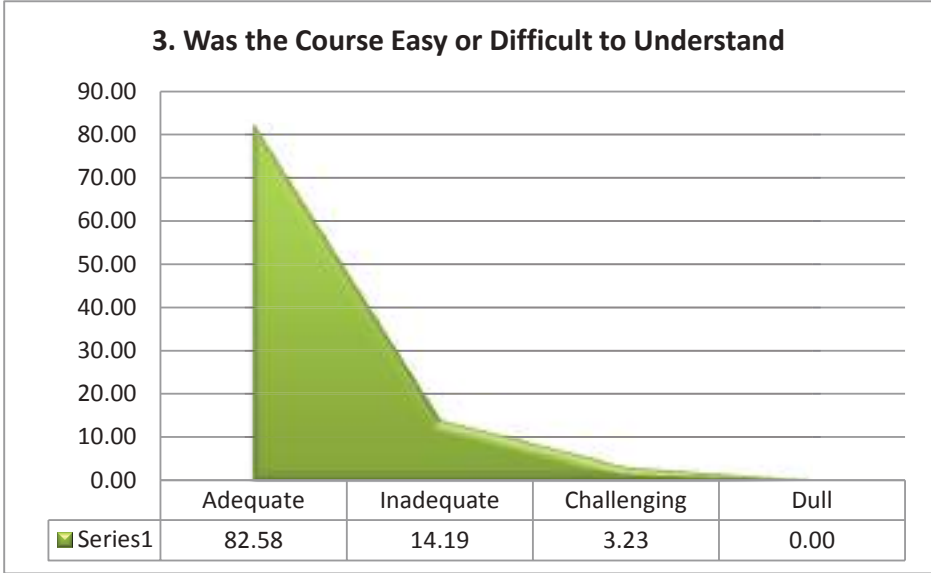


2. Background for benefit from the course was			
Adequate	Inadequate	Challenging	Dull
75.48	11.61	6.45	6.45

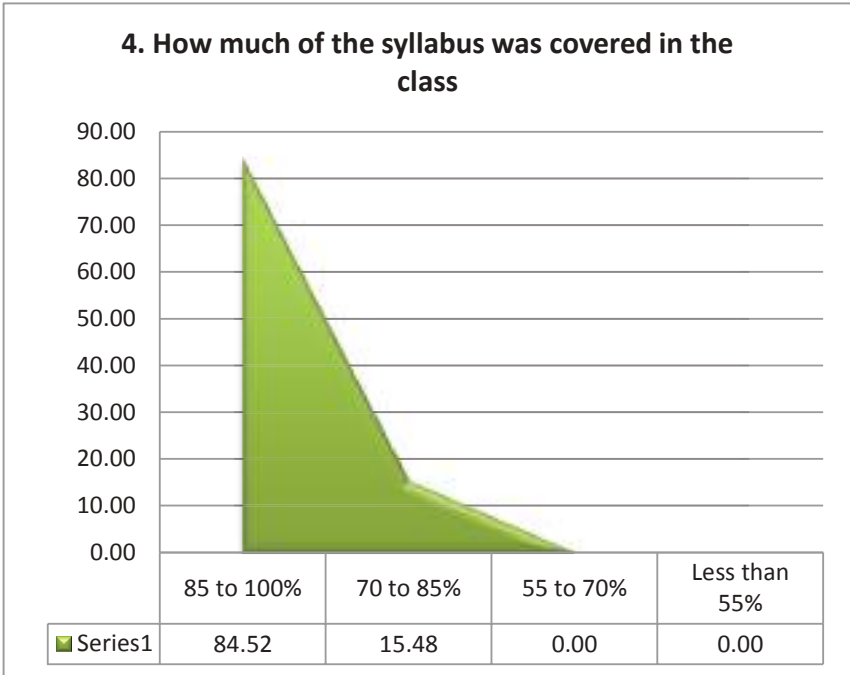




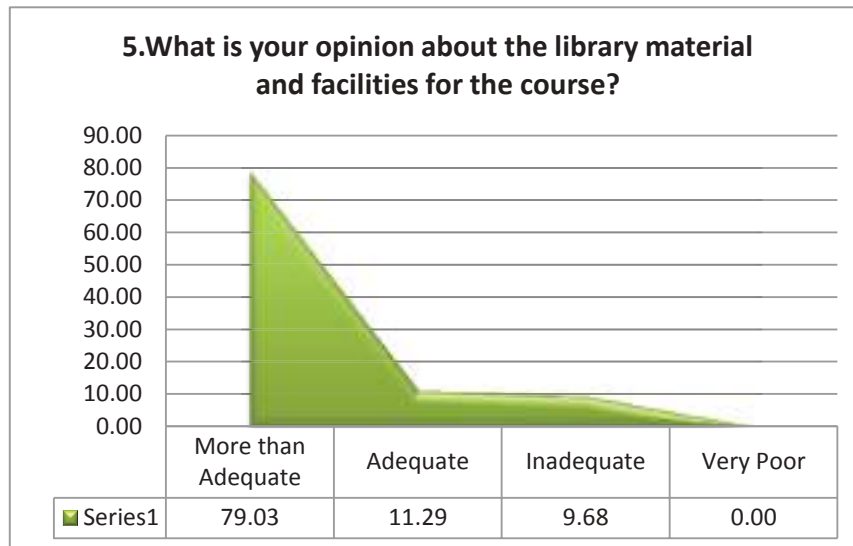
3. Was the Course Easy or Difficult to Understand			
Adequate	Inadequate	Challenging	Dull
82.58	14.19	3.23	0.00



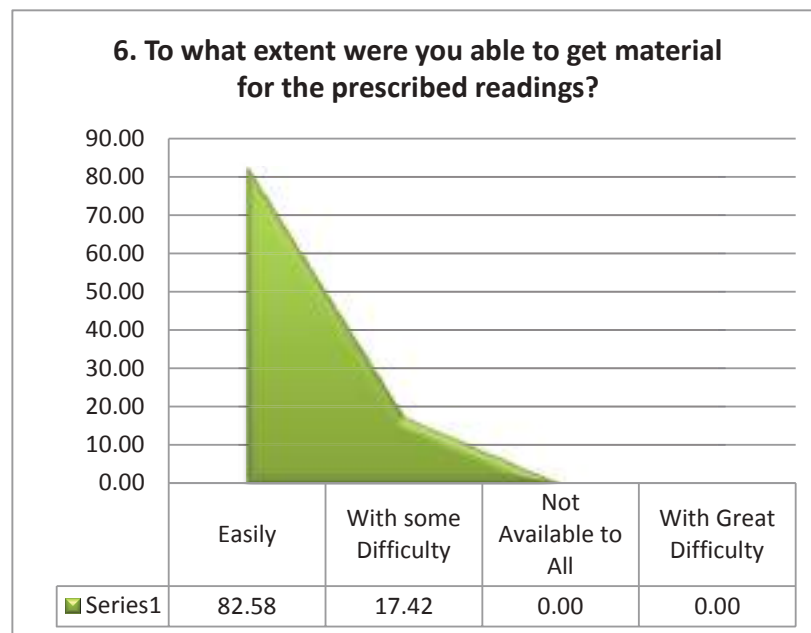
4. How much of the syllabus was covered in the class			
85 to 100%	70 to 85%	55 to 70%	Less than 55%
84.52	15.48	0.00	0.00



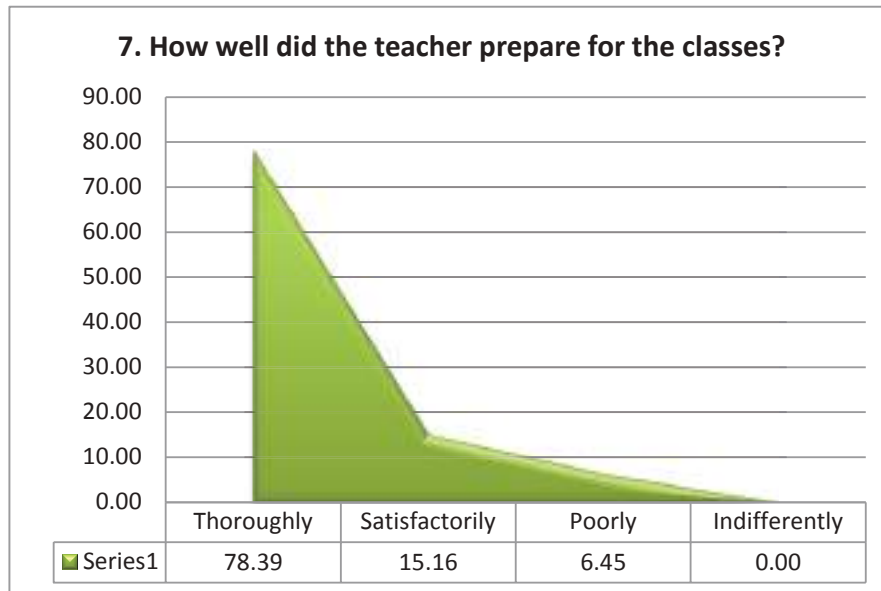
5.What is your opinion about the library material and facilities for the course?			
More than Adequate	Adequate	Inadequate	Very Poor
79.03	11.29	9.68	0.00



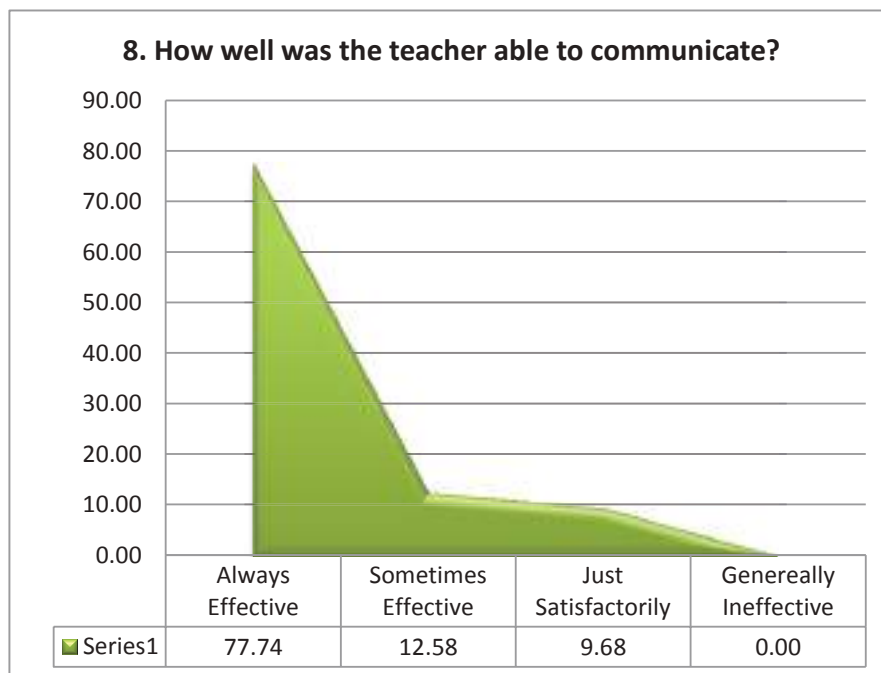
6. To what extent were you able to get material for the prescribed readings?			
Easily	With some Difficulty	Not Available to All	With Great Difficulty
82.58	17.42	0.00	0.00



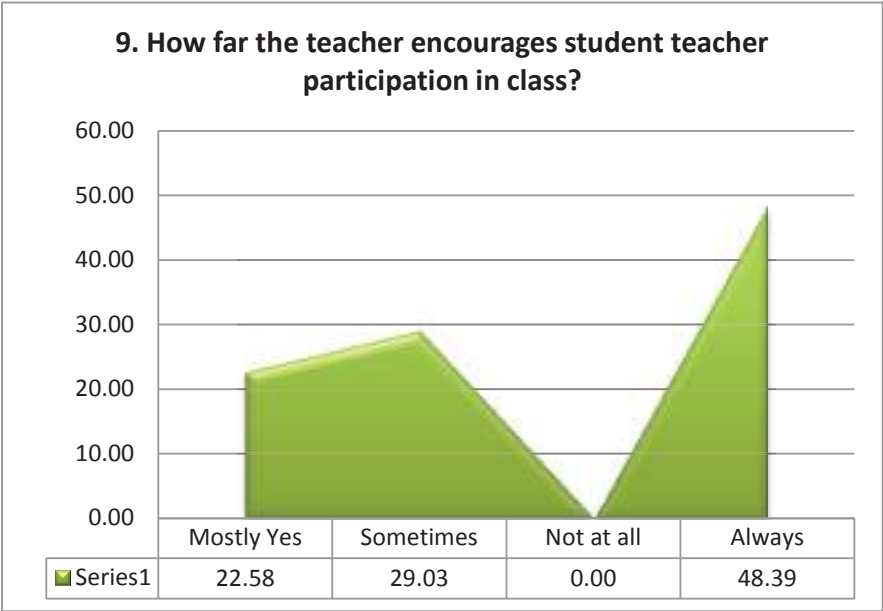
7. How well did the teacher prepare for the classes?			
Thoroughly	Satisfactorily	Poorly	Indifferently
78.39	15.16	6.45	0.00



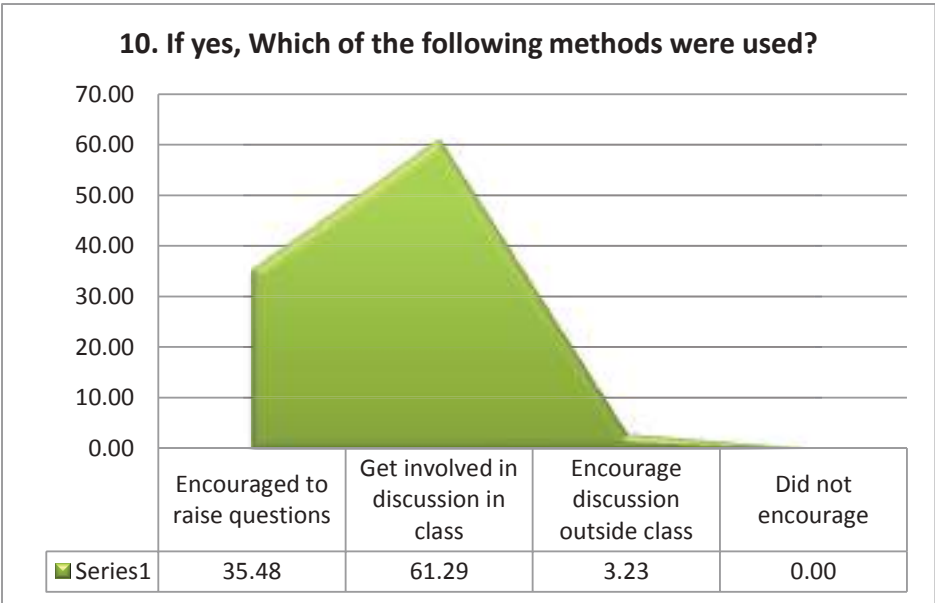
8. How well was the teacher able to communicate?			
Always Effective	Sometimes Effective	Just Satisfactorily	Generally Ineffective
77.74	12.58	9.68	0.00



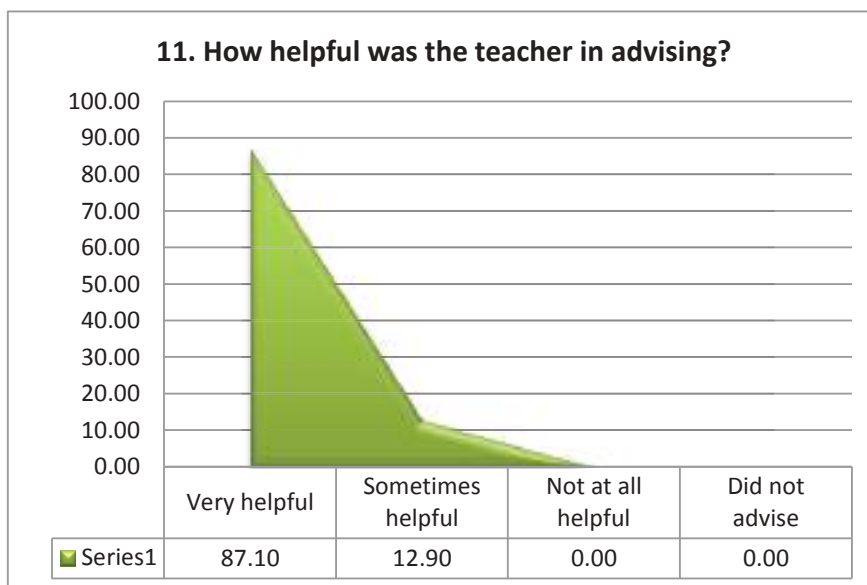
9. How far the teacher encourages student teacher participation in class?			
Mostly Yes	Sometimes	Not at all	Always
22.58	29.03	0.00	48.39



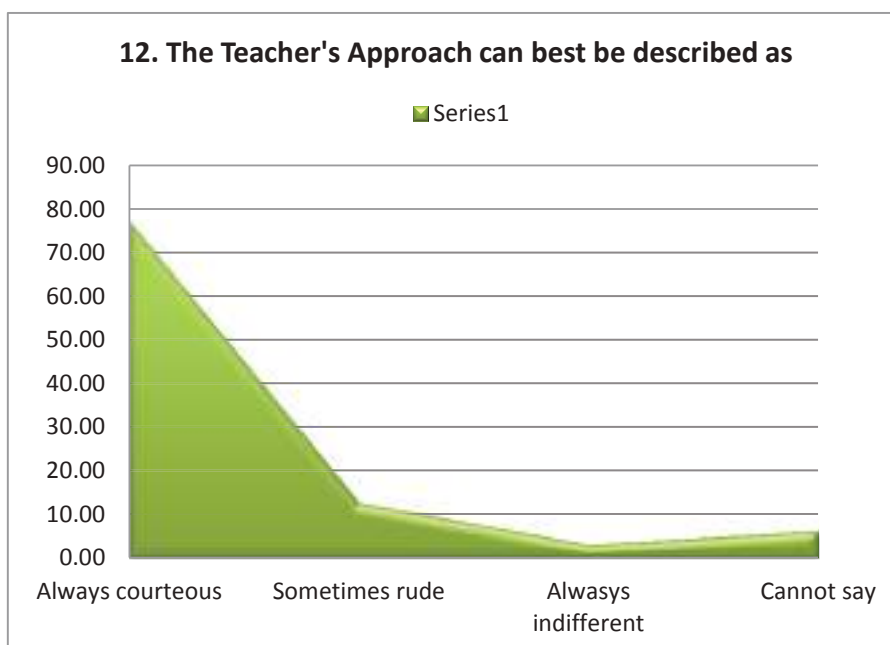
10. If yes, Which of the following methods were used?			
Encouraged to raise questions	Get involved in discussion in class	Encourage discussion outside class	Did not encourage
35.48	61.29	3.23	0.00



11. How helpful was the teacher in advising?			
Very helpful	Sometimes helpful	Not at all helpful	Did not advise
87.10	12.90	0.00	0.00

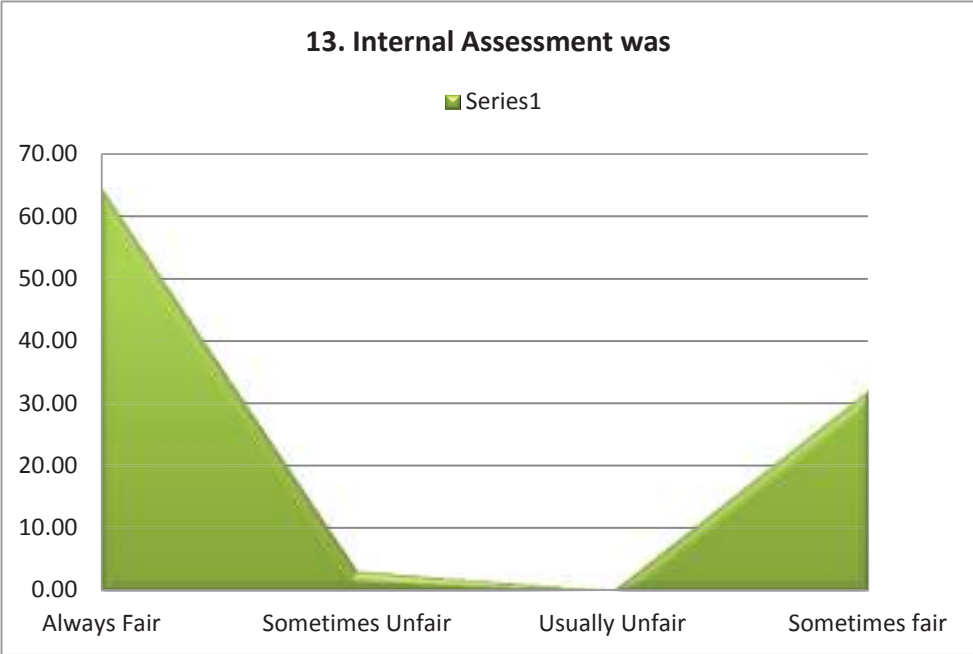


12. The Teacher's Approach can best be described as			
Always courteous	Sometimes rude	Alwasys indifferent	Cannot say
77.42	12.90	3.23	6.45

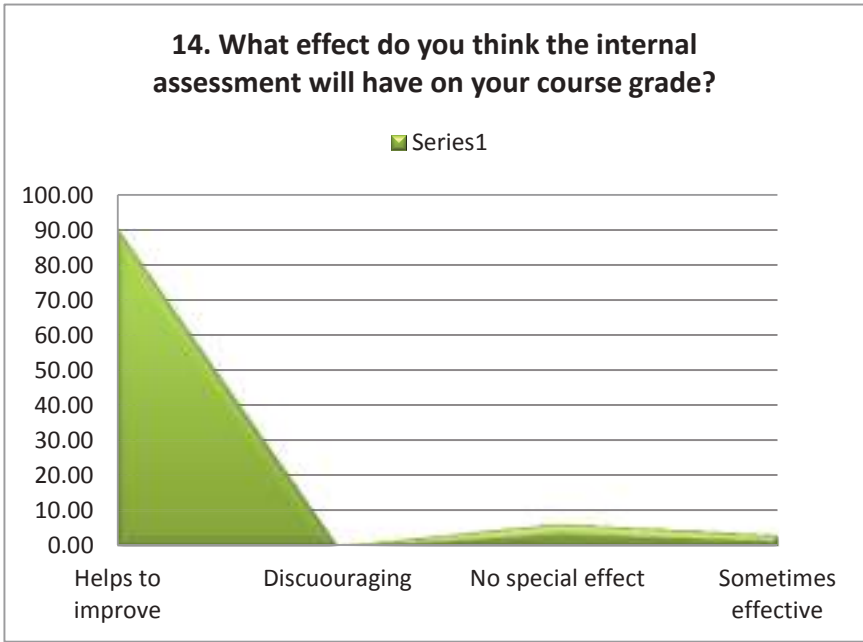




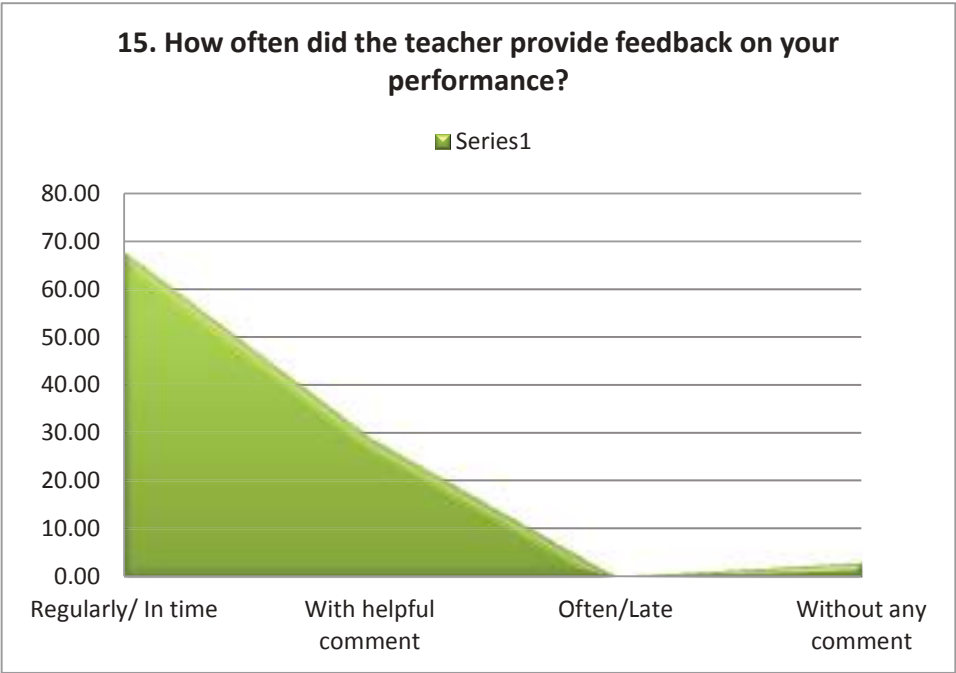
13. Internal Assessment was			
Always Fair	Sometimes Unfair	Usually Unfair	Sometimes fair
64.52	3.23	0.00	32.26



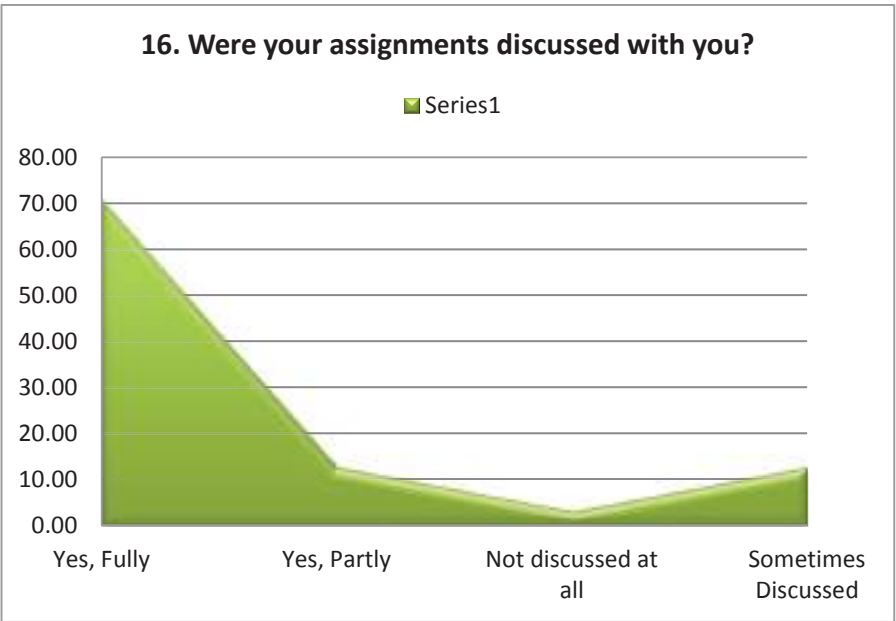
14. What effect do you think the internal assessment will have on your course grade?			
Helps to improve	Discouraging	No special effect	Sometimes effective
90.32	0.00	6.45	3.23



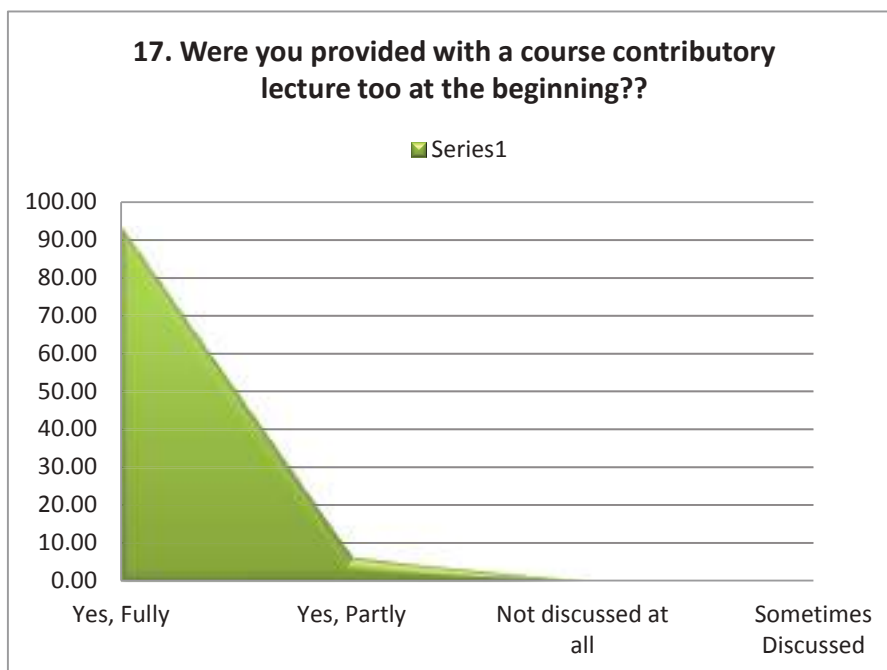
15. How often did the teacher provide feedback on your performance?			
Regularly/ In time	With helpful comment	Often/Late	Without any comment
67.74	29.03	0.00	3.23



16. Were your assignments discussed with you?			
Yes, Fully	Yes, Partly	Not discussed at all	Sometimes Discussed
70.97	12.90	3.23	12.90



17. Were you provided with a course contributory lecture too at the beginning?			
Yes, Fully	Yes, Partly	Not discussed at all	Sometimes Discussed
93.55	6.45	0.00	0.00



### Key findings from the survey

- Regarding the syllabus of the Course 41.94 percent of students expressed that it was challenging and 47.48 percent of students found that it was beneficial.
- Around 84.52 students have the opinion that Syllabus was covered in the class. 72.73 have the opinion that library material and facilities for the course was adequate and 79.03percent of students have expressed that with some difficulties they able to get material for the prescribed reading.
- Regarding Teacher preparation for the classes, more than 78.39 Percent of Teacher’s entered the Classes thoroughly and satisfactorily in their preparation. Almost 77.74 Percent of Students are Satisfied with the teacher communication.

- 48.39 percent of the Teacher always encourages the Student participation in classes. Around 61.29 percent and 35.28 Students have the opinion that the Teacher uses the discussion method and encourages the students to raise the questions.
- Students fully satisfied with the teacher advice are very helpful for academic development. Related to the teachers approach that 77.42 percent of students have the opinion that teachers always Show courtesy.
- Fairness of internal evaluation has been rated high (64.52) in the survey.
- The students have expressed satisfaction regarding the mentorship programme, skill development programme run by the college.
- 90.32 percent of students have the opinion that internal assessment was helpful to improve their academic achievement.
- 70.97 percent of students fully agree with that, their assignment was discussed thoroughly with them.

### **Students Concerns and Observation from the Survey:**

The SSS has also pointed out a few grey areas where the college/ teachers do have scope for enhancement in quality of education. The following are the issues on which the students have shown concern:

- Institution need to modify the syllabus of the course and bring changes in its execution
- Library facilities need to upgrade and made available for students during their holidays also.

The College Authority and IQAC give utmost importance to the findings of this survey because these way students come to believe that even they have a say in policymaking. This was even we try to be true to the motto of our college, “Be and Make”. This approach of participative policy-making is satisfying for students. It is

always impossible to please everyone but often we try to strive towards keeping most of them happy, most of the time.



Principal

**Principal**  
Kumadvathi College of Education  
Shikaripura



Swamy Vivekananda Vidya Samsthe (R), Shikaripura

ಕುಮದ್ವತಿ ಶಿಕ್ಷಣ ಮಹಾವಿದ್ಯಾಲಯ

**KUMADVATHI COLLEGE OF EDUCATION**



Aided, Permanently Affiliated to Kuvempu University, Recognised by NCTE & UGC Act 2(f), Section 12(B) & NAAC  
Accredited with B Grade (2.70 CGPA)

Shivamogga Road  
☎ : 08187 – 222383, 222

Shikaripura – 577 427

Shivamogga Dist  
E-Mail:kumadvathibed@gmail.com



## **STUDENT SATISFACTION SURVEY REPORT : 2018-19**

**Internal Quality Assessment Cell (IQAC)**



Swamy Vivekananda Vidya Samsthe (R), Shikaripura

ಕುಮದ್ವತಿ ಶಿಕ್ಷಣ ಮಹಾವಿದ್ಯಾಲಯ

**KUMADVATHI COLLEGE OF EDUCATION**

Aided, Permanently Affiliated to Kuvempu University, Recognised by NCTE & UGC Act 2(f), Section 12(B) & NAAC

Accredited with B Grade (2.70 CGPA)

Shivamogga Road

Shikaripura – 577 427

Shivamogga Dist

☎ : 08187 – 222383, 222

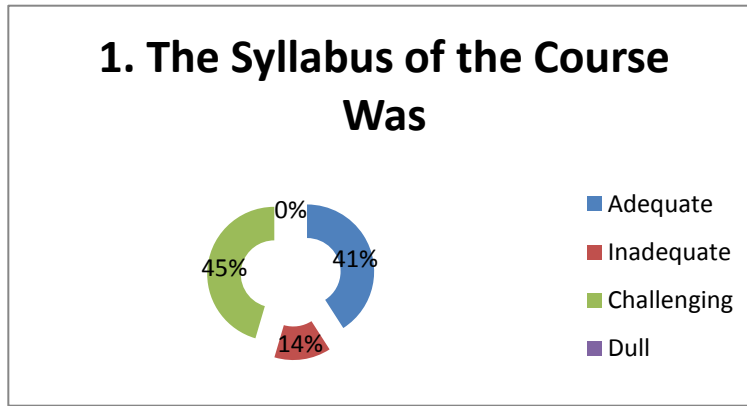
E-Mail:kumadvathibed@gmail.com



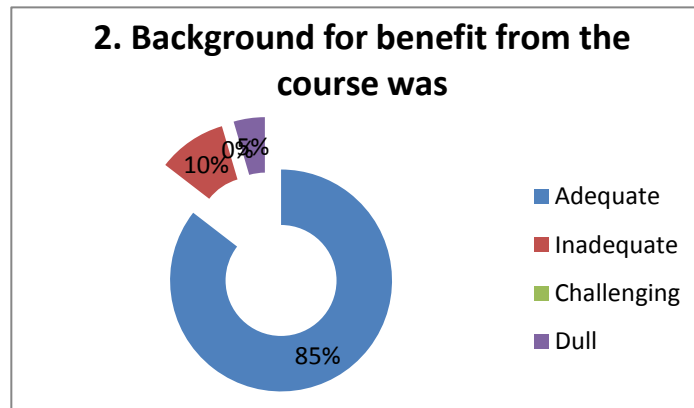
## Student Satisfaction Survey 2018-19

### Student Satisfaction Survey (SSS) on overall institutional performance

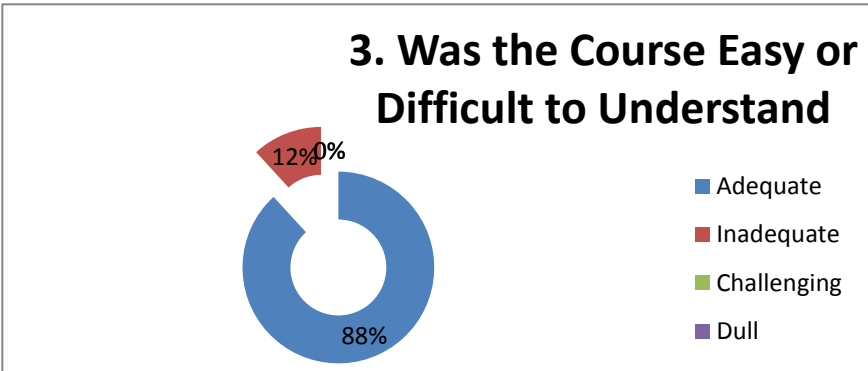
1. The Syllabus of the Course Was			
Adequate	Inadequate	Challenging	Dull
40.91	13.64	45.45	0.00



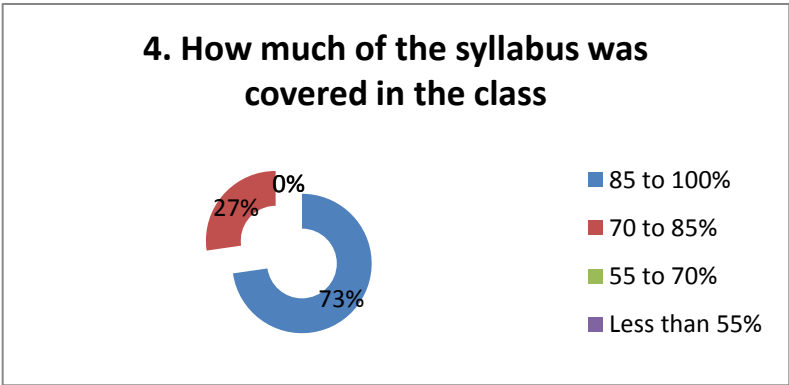
2. Background for benefit from the course was			
Adequate	Inadequate	Challenging	Dull
85.45	10.00	0.00	4.55



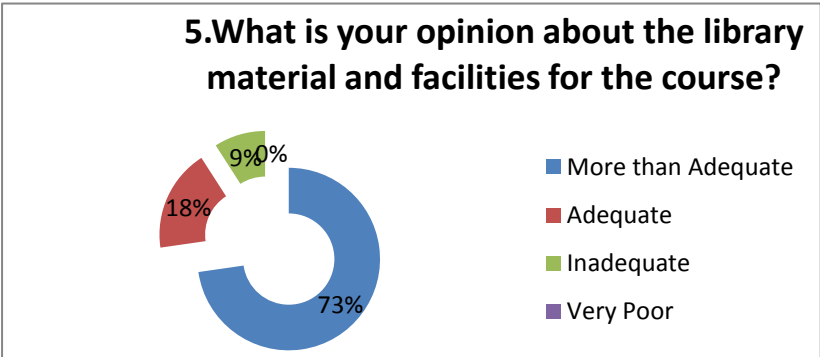
3. Was the Course Easy or Difficult to Understand			
Adequate	Inadequate	Challenging	Dull
88.18	11.82	0.00	0.00



4. How much of the syllabus was covered in the class			
85 to 100%	70 to 85%	55 to 70%	Less than 55%
72.73	27.27	0.00	0.00

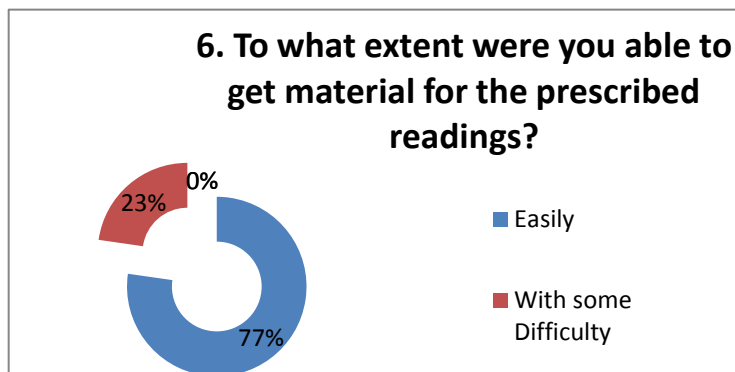


5. What is your opinion about the library material and facilities for the course?			
More than Adequate	Adequate	Inadequate	Very Poor
72.73	18.18	9.09	0.00

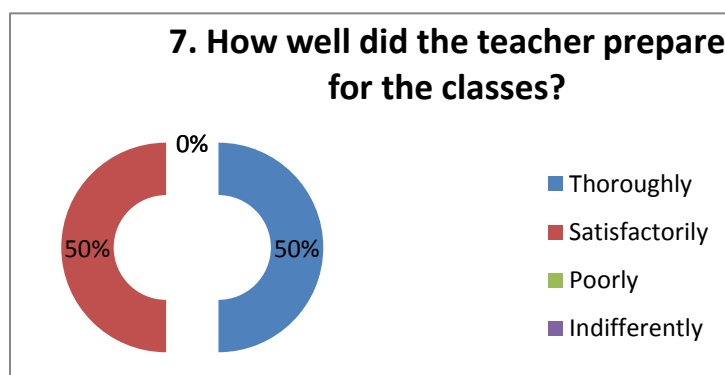




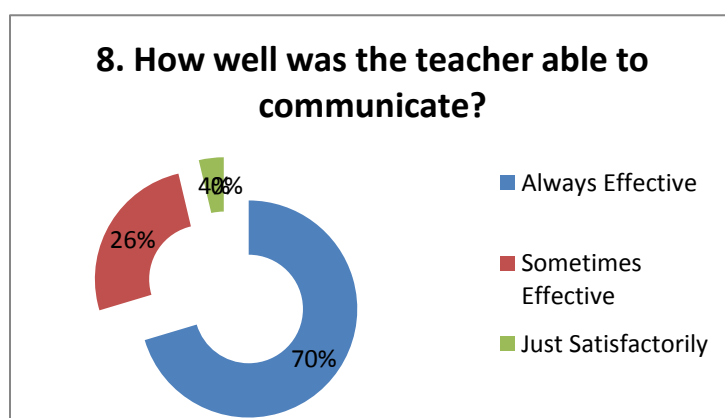
6. To what extent were you able to get material for the prescribed readings?			
Easily	With some Difficulty	Not Available to All	With Great Difficulty
77.27	22.73	0.00	0.00



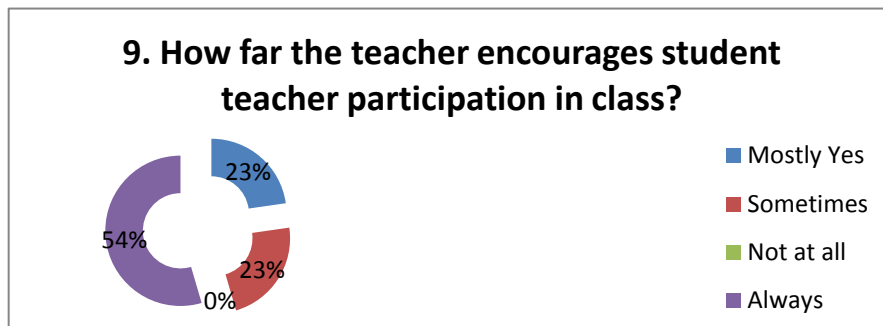
7. How well did the teacher prepare for the classes?			
Thoroughly	Satisfactorily	Poorly	Indifferently
50.00	50.00	0.00	0.00



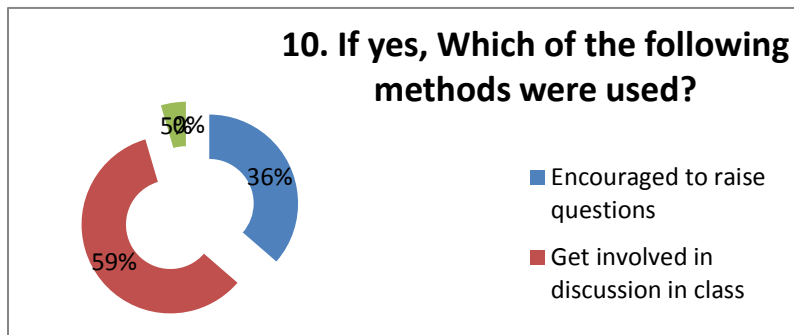
8. How well was the teacher able to communicate?			
Always Effective	Sometimes Effective	Just Satisfactorily	Generally Ineffective
72.73	22.73	4.55	0.00



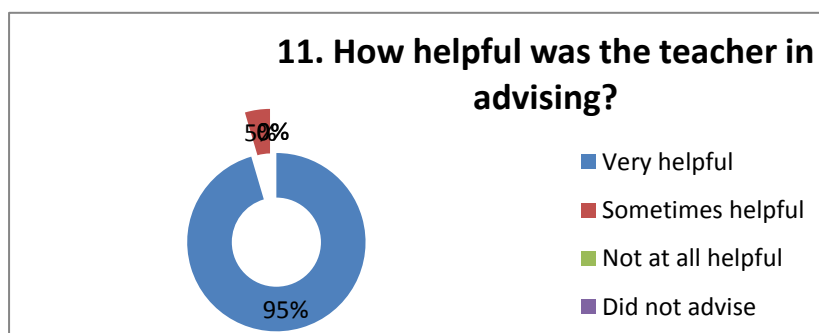
9. How far the teacher encourages student teacher participation in class?			
Mostly Yes	Sometimes	Not at all	Always
22.73	22.73	0.00	54.55



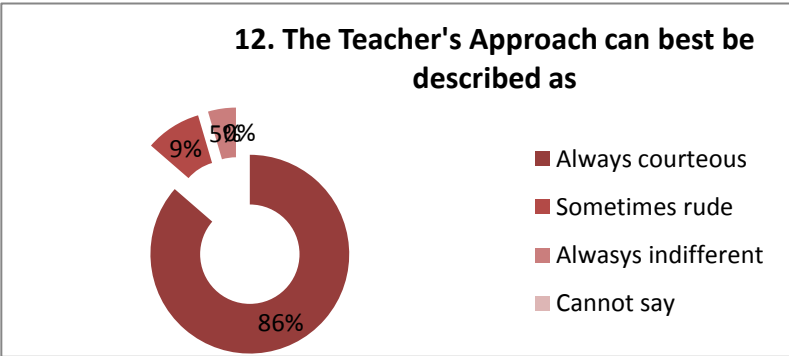
10. If yes, Which of the following methods were used?			
Encouraged to raise questions	Get involved in discussion in class	Encourage discussion outside class	Did not encourage
36.36	59.09	4.55	0.00



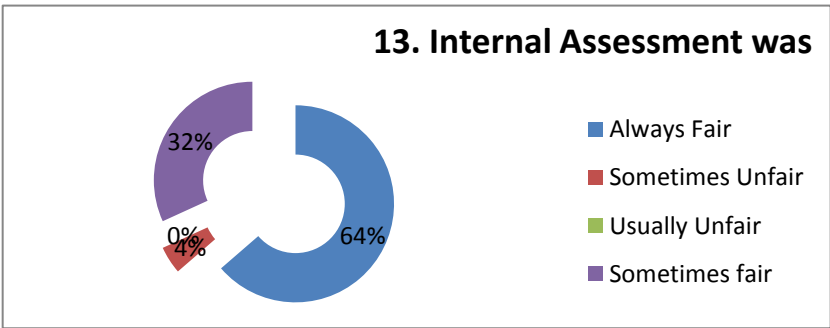
11. How helpful was the teacher in advising?			
Very helpful	Sometimes helpful	Not at all helpful	Did not advise
95.45	4.55	0.00	0.00



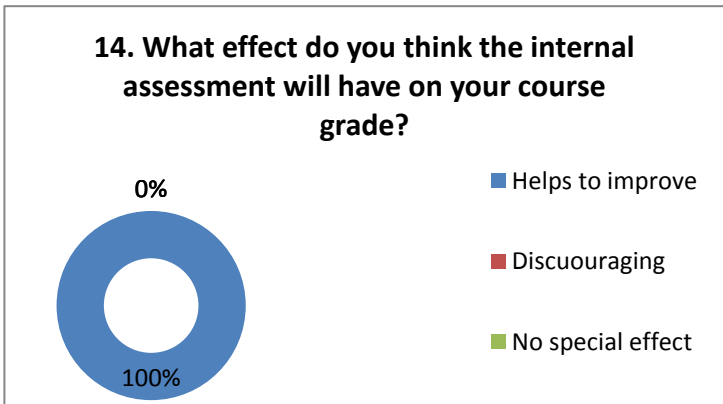
12. The Teacher's Approach can best be described as			
Always courteous	Sometimes rude	Alwasys indifferent	Cannot say
86.36	9.09	4.55	0.00



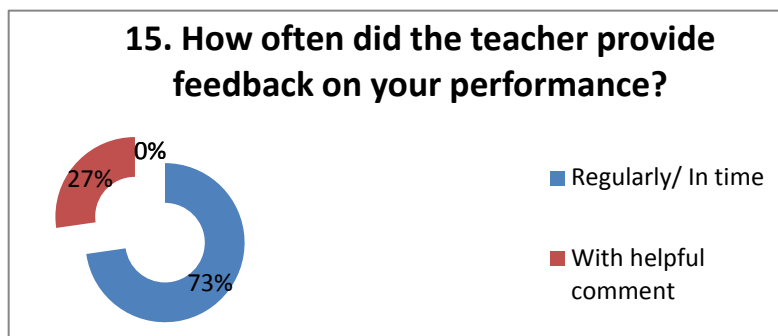
13. Internal Assessment was			
Always Fair	Sometimes Unfair	Usually Unfair	Sometimes fair
63.64	4.55	0.00	31.82



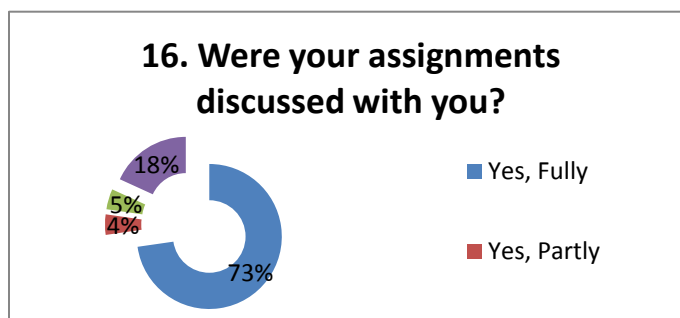
14. What effect do you think the internal assessment will have on your course grade?			
Helps to improve	Discuouraging	No special effect	Sometimes effective
100.00	0.00	0.00	0.00



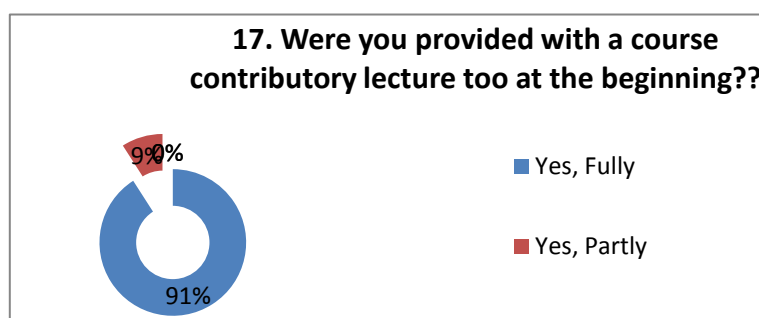
15. How often did the teacher provide feedback on your performance?			
Regularly/ In time	With helpful comment	Often/Late	Without any comment
72.73	27.27	0.00	0.00



16. Were your assignments discussed with you?			
Yes, Fully	Yes, Partly	Not discussed at all	Sometimes Discussed
72.73	4.55	4.55	18.18



17. Were you provided with a course contributory lecture too at the beginning??			
Yes, Fully	Yes, Partly	Not discussed at all	Sometimes Discussed
92.59	7.41	0.00	0.00



## **Key findings from the survey**

- Regarding the syllabus of the Course 45.45 percent of students expressed that it was challenging and 40.91 percent of students found that it was beneficial.
- Around 72.73 students have the opinion that Syllabus was covered in the class. 72.73 have the opinion that library material and facilities for the course was adequate and 77.27percent of students have expressed that with some difficulties they able to get material for the prescribed reading.
- Regarding Teacher preparation for the classes, more than 50 Percent of Teacher's entered the Classes thoroughly and satisfactorily in their preparation. Almost 72.73 Percent of Students are Satisfied with the teacher communication.
- Teacher encourages the Student participation in classes. Around 22.73 percent and 59.09 Students have the opinion that the Teacher uses the discussion method and encourages the students to raise the questions.
- Students fully satisfied with the teacher advice are very helpful for academic development. Related to the teachers approach that 86.36 percent of students have the opinion that teachers always Show courtesy.
- Fairness of internal evaluation has been rated high (63.64) in the survey.
- The students have expressed satisfaction regarding the mentorship programme, skill development programme run by the college.
- All the students have the opinion that internal assessment was helpful to improve their academic achievement.
- 72.73 percent of students fully agree with that, their assignment was discussed thoroughly with them.

### **Students Concerns and Observation from the Survey:**

The SSS has also pointed out a few grey areas where the college/ teachers do have scope for enhancement in quality of education. The following are the issues on which the students have shown concern:

- Institution need to modify the syllabus of the course and bring changes in its execution
- Library facilities need to upgrade and made available for students during their holidays also.

The College Authority and IQAC give utmost importance to the findings of this survey because this way students come to believe that even they have a say in policymaking. This was even we try to be true to the motto of our college, "Be and Make". This approach of participative policy-making is satisfying for students. It is always impossible to please everyone but often we try to strive towards keeping most of them happy, most of the time.



Principal

**Principal**

**Kumadvathi College of Education  
Shikaripura**



Swamy Vivekananda Vidya Samsthe (R), Shikaripura

ಕುಮದ್ವತಿ ಶಿಕ್ಷಣ ಮಹಾವಿದ್ಯಾಲಯ

**KUMADVATHI COLLEGE OF EDUCATION**



Aided, Permanently Affiliated to Kuvempu University, Recognised by NCTE & UGC Act 2(f), Section 12(B) & NAAC  
Accredited with B Grade (2.70 CGPA)

Shivamogga Road  
☎ : 08187 – 222383, 222

Shikaripura – 577 427

Shivamogga Dist  
E-Mail:kumadvathibed@gmail.com



## **STUDENT SATISFACTION SURVEY REPORT : 2017-18**

**Internal Quality Assessment Cell (IQAC)**



Swamy Vivekananda VidyaSamsthe (R), Shikaripura

ಕುಮದ್ವತಿ ಶಿಕ್ಷಣ ಮಹಾವಿದ್ಯಾಲಯ

**KUMADVATHI COLLEGE OF EDUCATION**



Aided, Permanently Affiliated to Kuvempu University, Recognised by NCTE & UGC Act 2(f), Section 12(B) & NAAC  
Accredited with B Grade (2.70 CGPA)

Shivamogga Road  
☎ : 08187 – 222383, 222

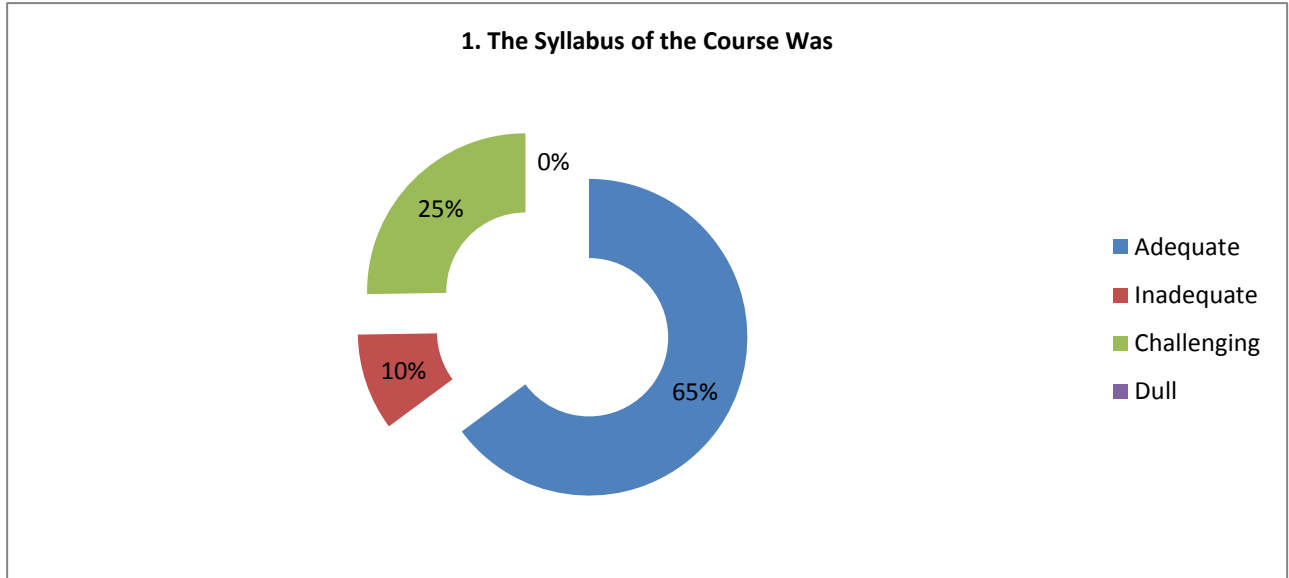
Shikaripura – 577 427

Shivamogga Dist  
E-Mail:kumadvathibed@gmail.com

## Student Satisfaction Survey 2017-18

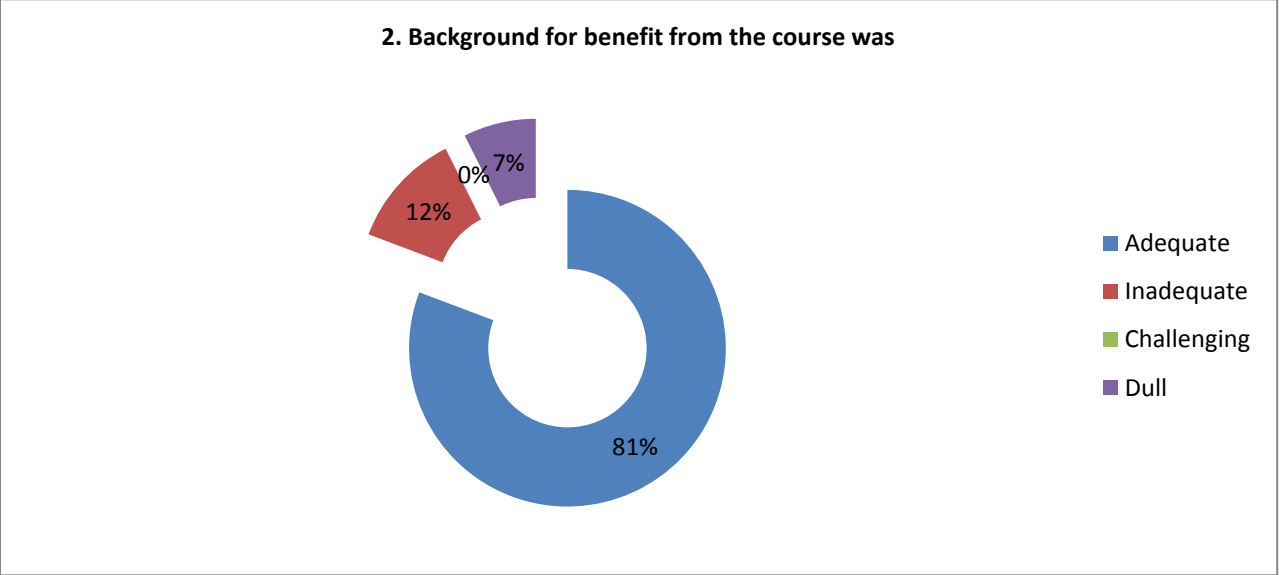
### Student Satisfaction Survey (SSS) on overall institutional performance

1. The Syllabus of the Course Was			
Adequate	Inadequate	Challenging	Dull
65.5	10	25.5	0

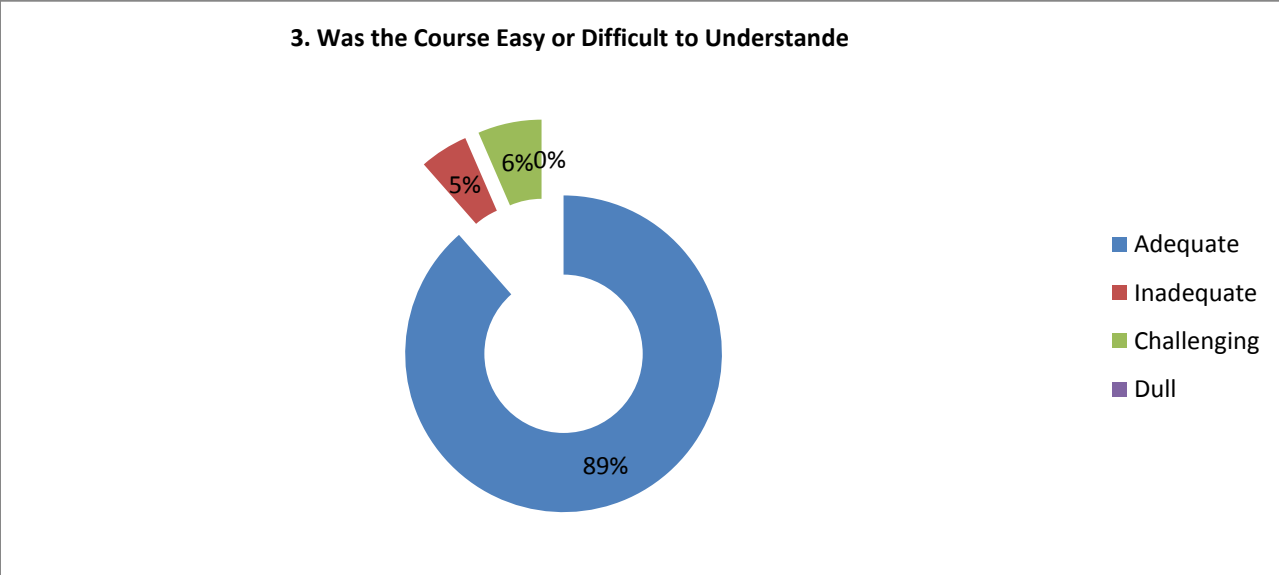




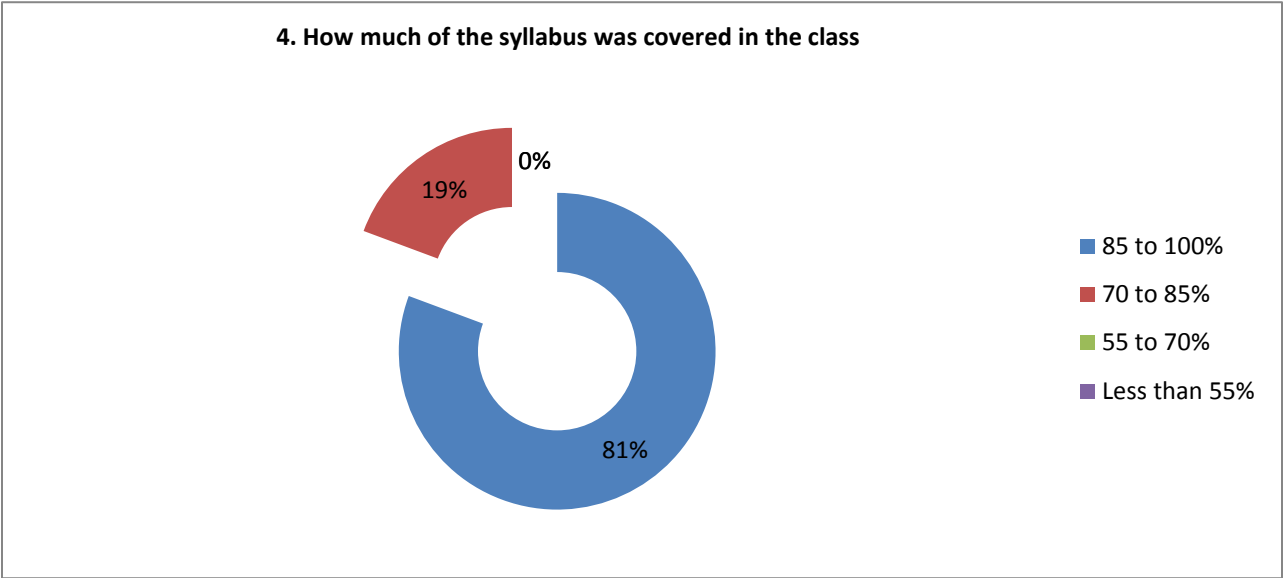
2. Background for benefit from the course was			
Adequate	Inadequate	Challenging	Dull
80.74	11.85	0.00	7.41



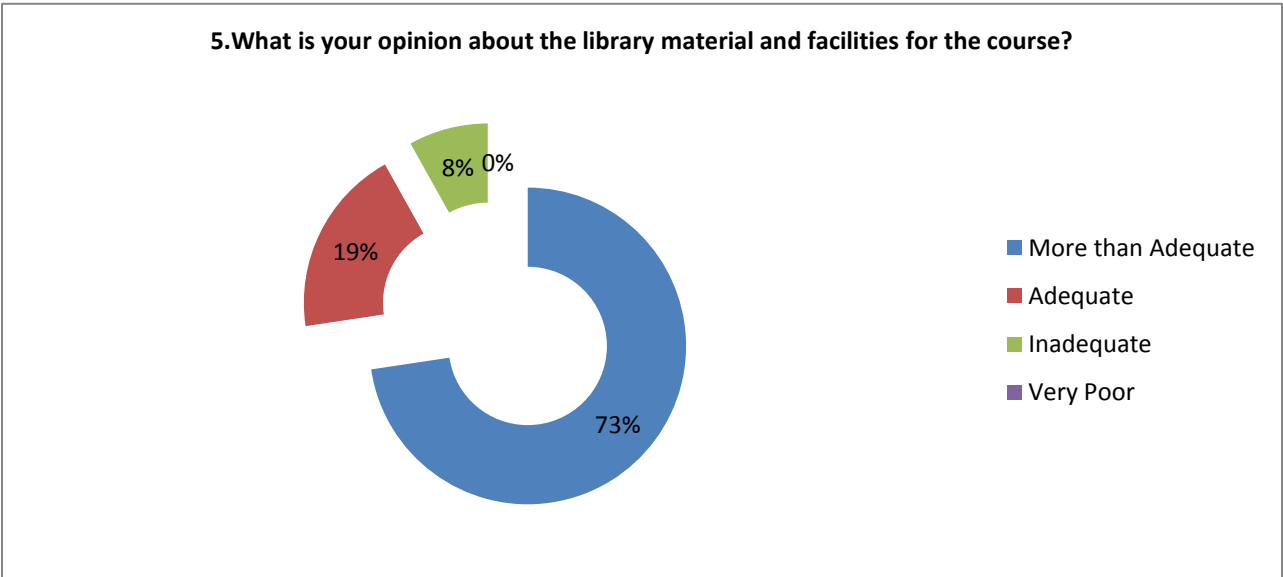
3. Was the Course Easy or Difficult to Understand			
Adequate	Inadequate	Challenging	Dull
88.52	4.96	6.52	0.00



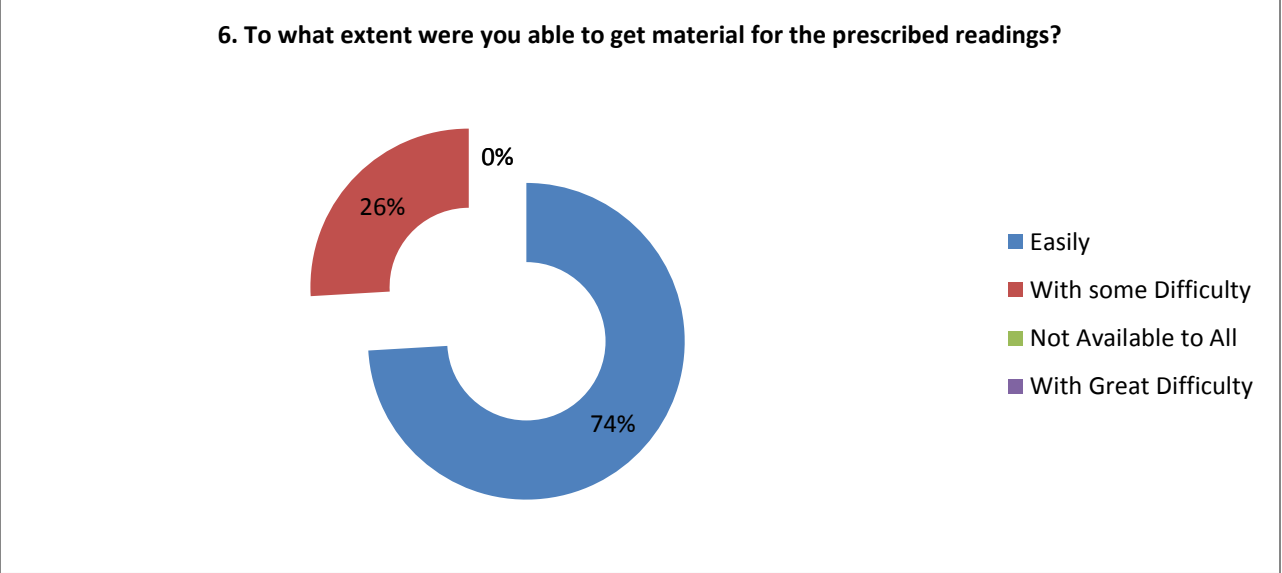
4. How much of the syllabus was covered in the class			
85 to 100%	70 to 85%	55 to 70%	Less than 55%
80.67	19.33	0.00	0.00



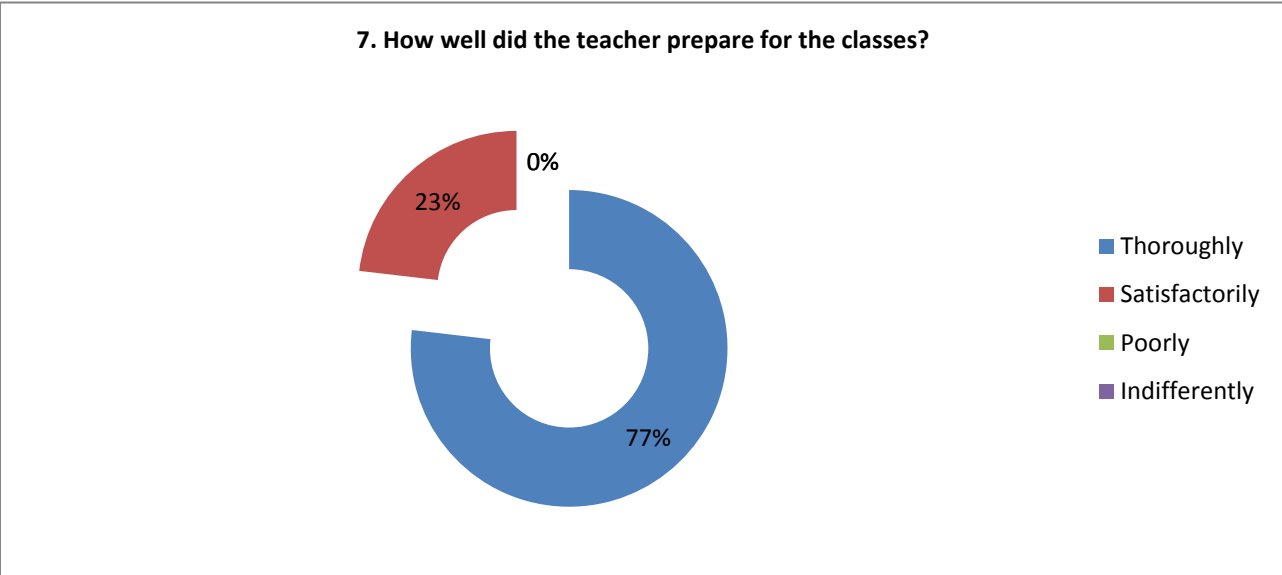
5. What is your opinion about the library material and facilities for the course?			
More than Adequate	Adequate	Inadequate	Very Poor
72.63	19.26	8.11	0.00



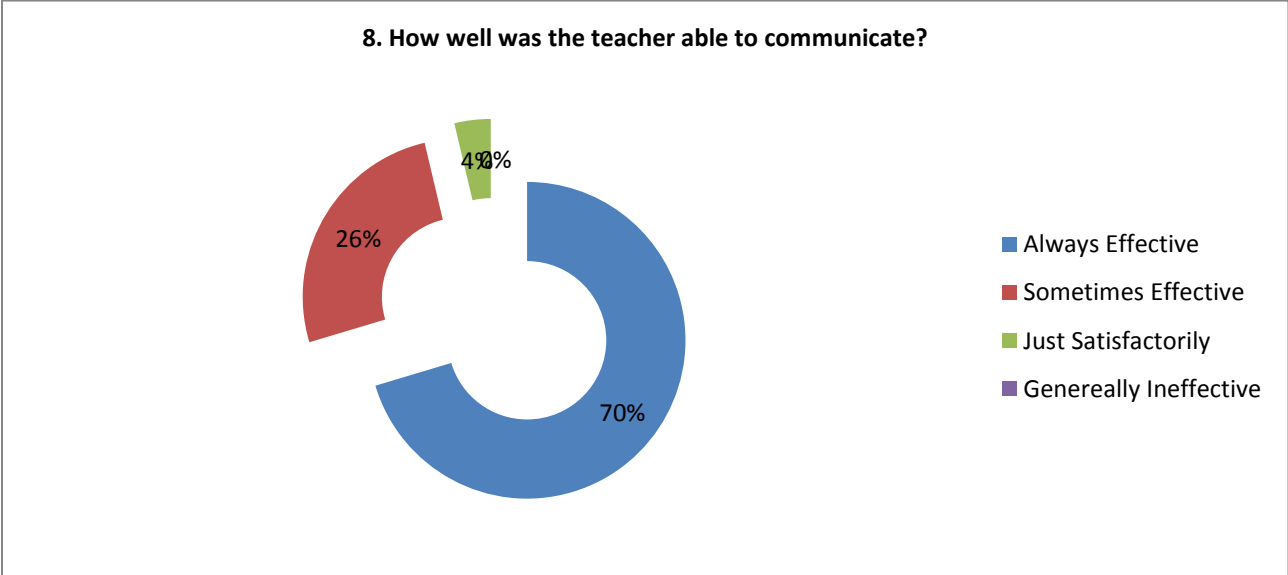
6. To what extent were you able to get material for the prescribed readings?			
Easily	With some Difficulty	Not Available to All	With Great Difficulty
74.07	25.93	0.00	0.00



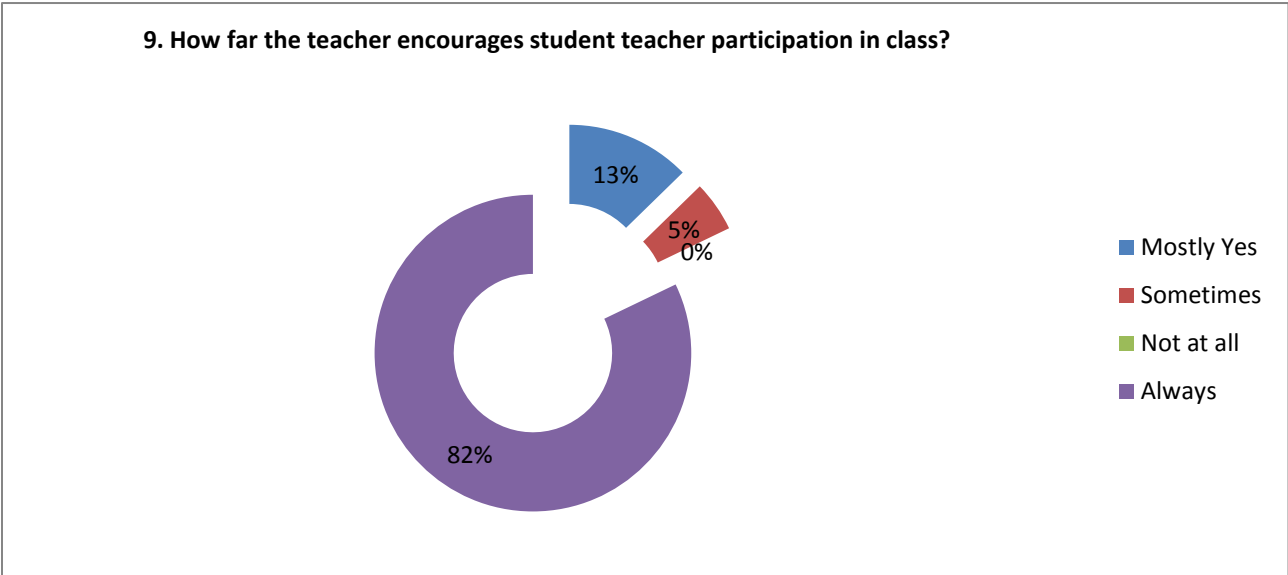
7. How well did the teacher prepare for the classes?			
Thoroughly	Satisfactorily	Poorly	Indifferently
76.85	23.15	0.00	0.00



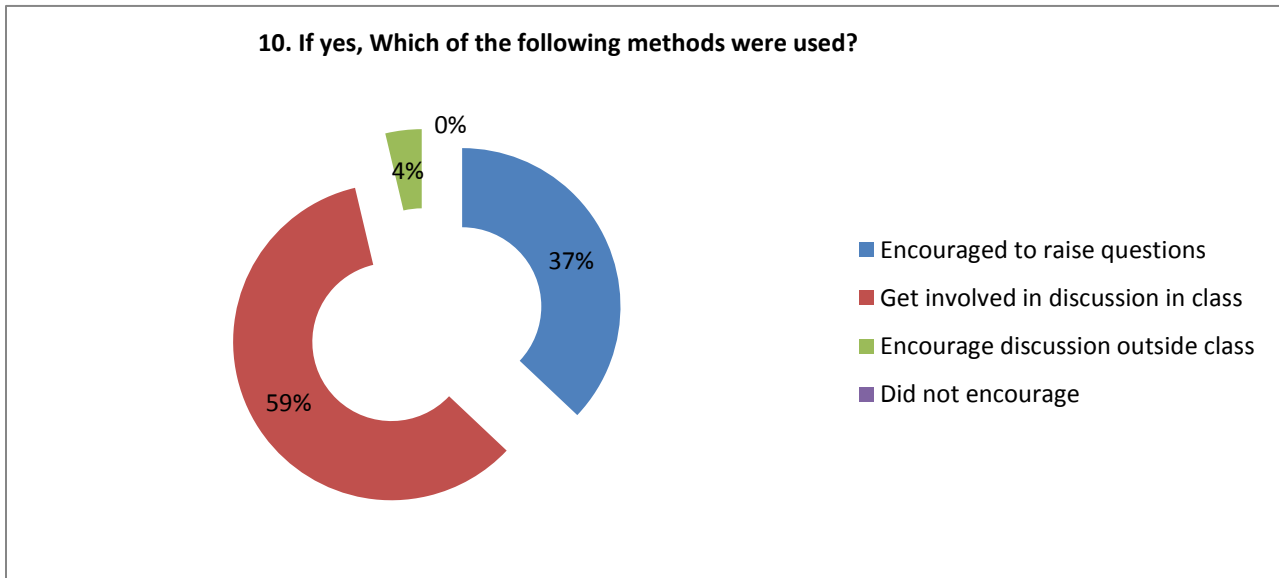
8. How well was the teacher able to communicate?			
Always Effective	Sometimes Effective	Just Satisfactorily	Generreally Ineffective
70.37	25.93	3.70	0.00



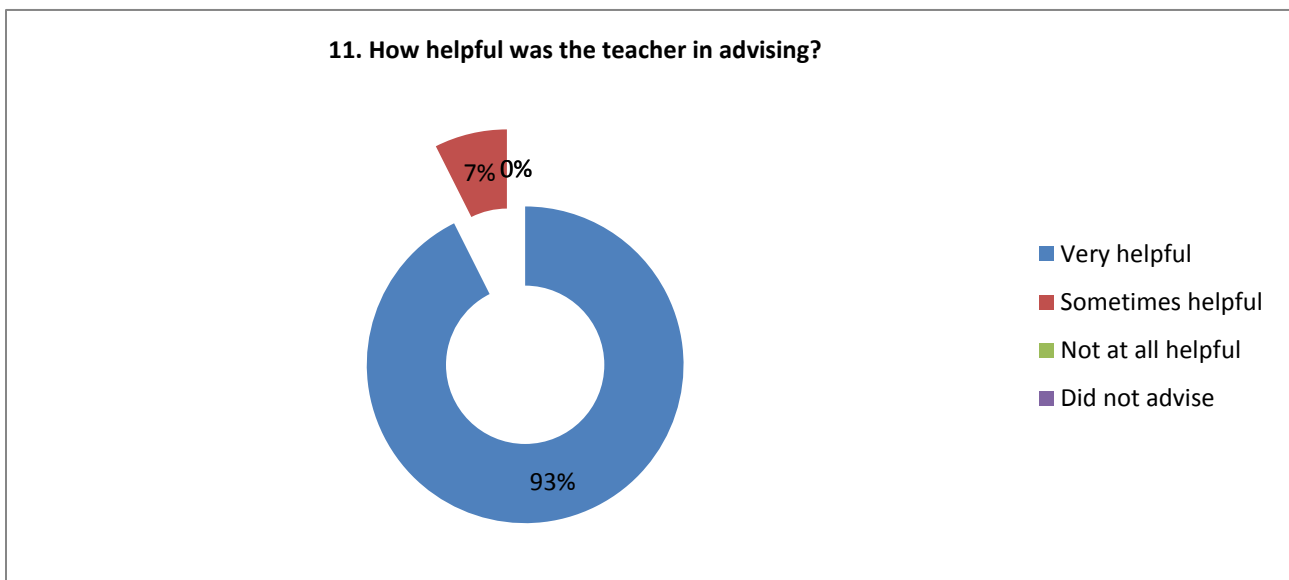
9. How far the teacher encourages student teacher participation in class?			
Mostly Yes	Sometimes	Not at all	Always
12.7	5.16	0.00	82.14



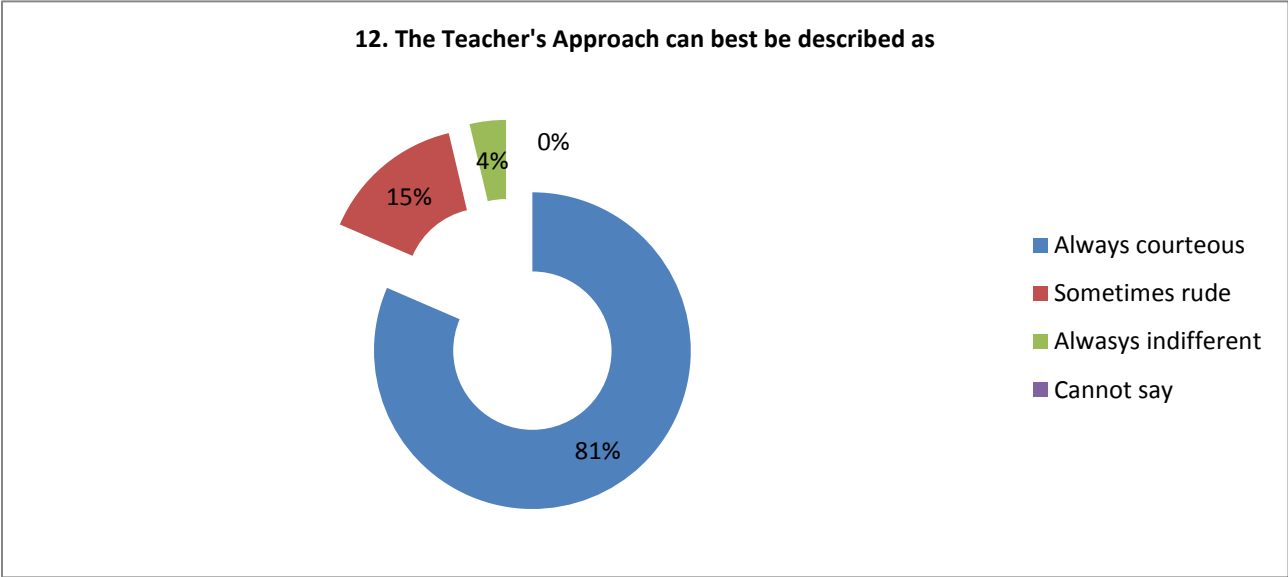
10. If yes, Which of the following methods were used?			
Encouraged to raise questions	Get involved in discussion in class	Encourage discussion outside class	Did not encourage
37.04	59.26	3.70	0.00



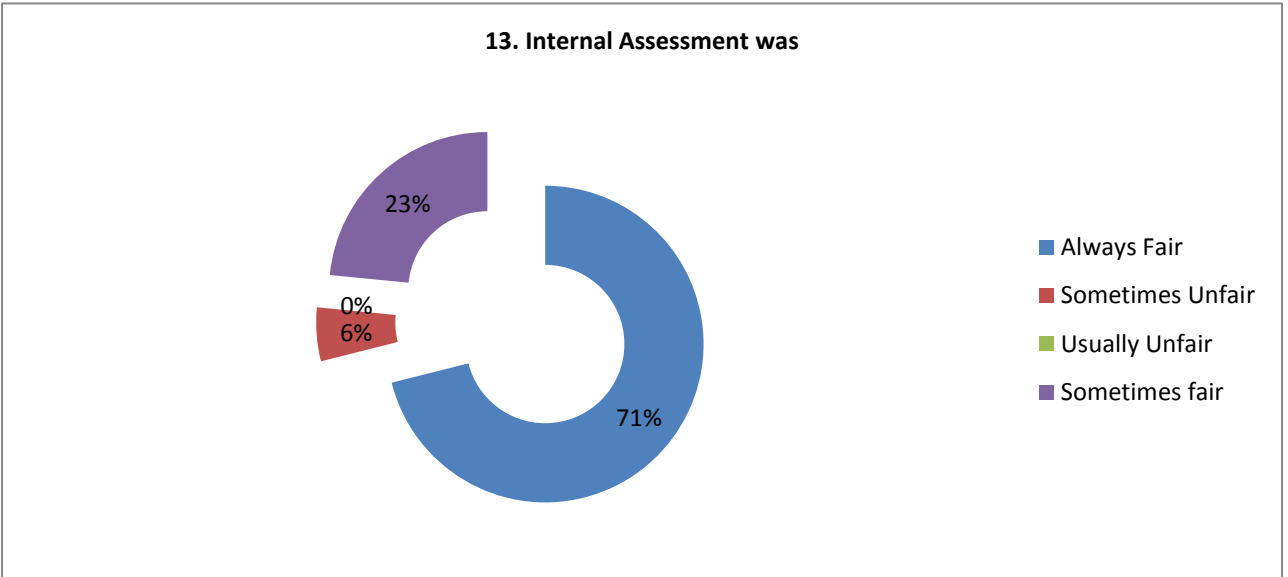
11. How helpful was the teacher in advising?			
Very helpful	Sometimes helpful	Not at all helpful	Did not advise
92.59	7.41	0.00	0.00



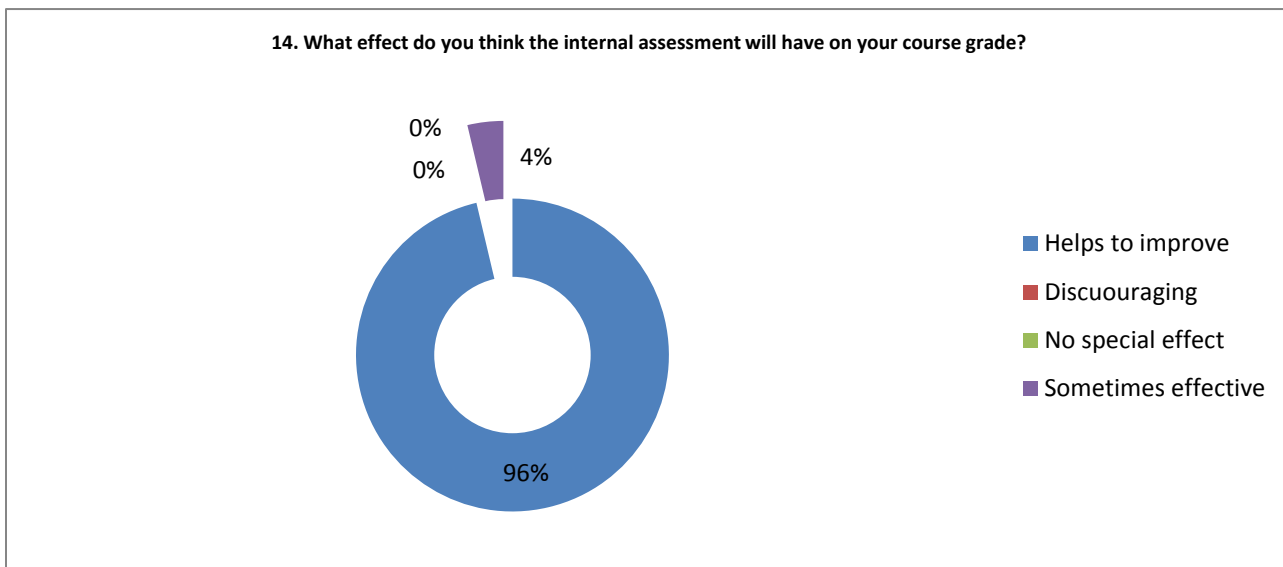
12. The Teacher's Approach can best be described as			
Always courteous	Sometimes rude	Alwasys indifferent	Cannot say
81.48	14.81	3.70	0.00



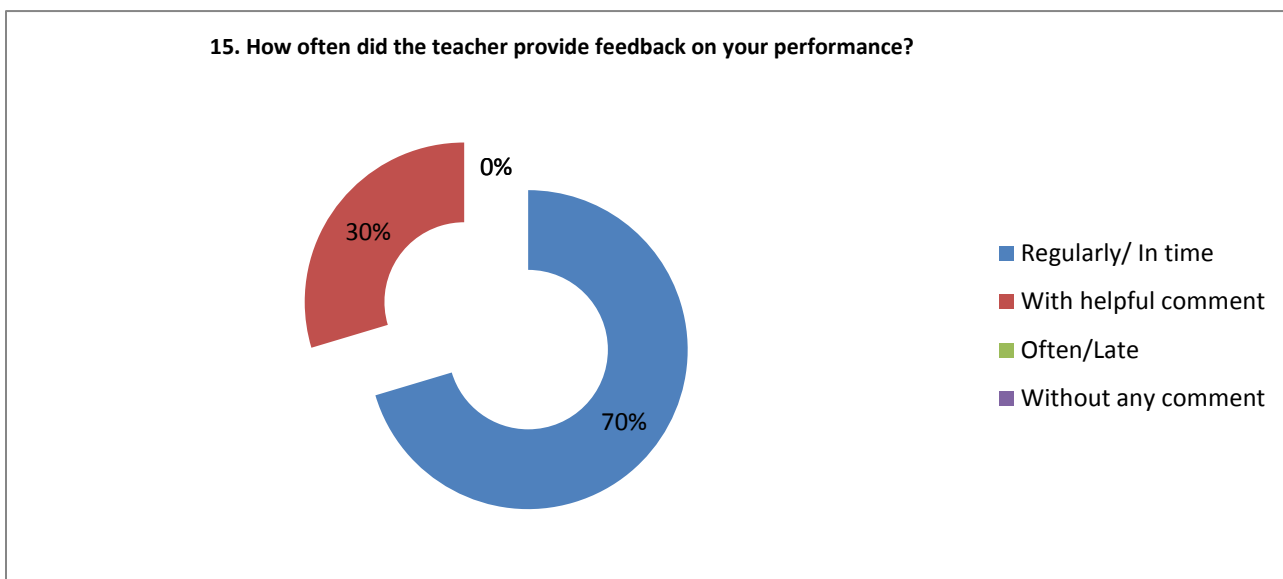
13. Internal Assessment was			
Always Fair	Sometimes Unfair	Usually Unfair	Sometimes fair
71.16	5.48	0.00	23.48



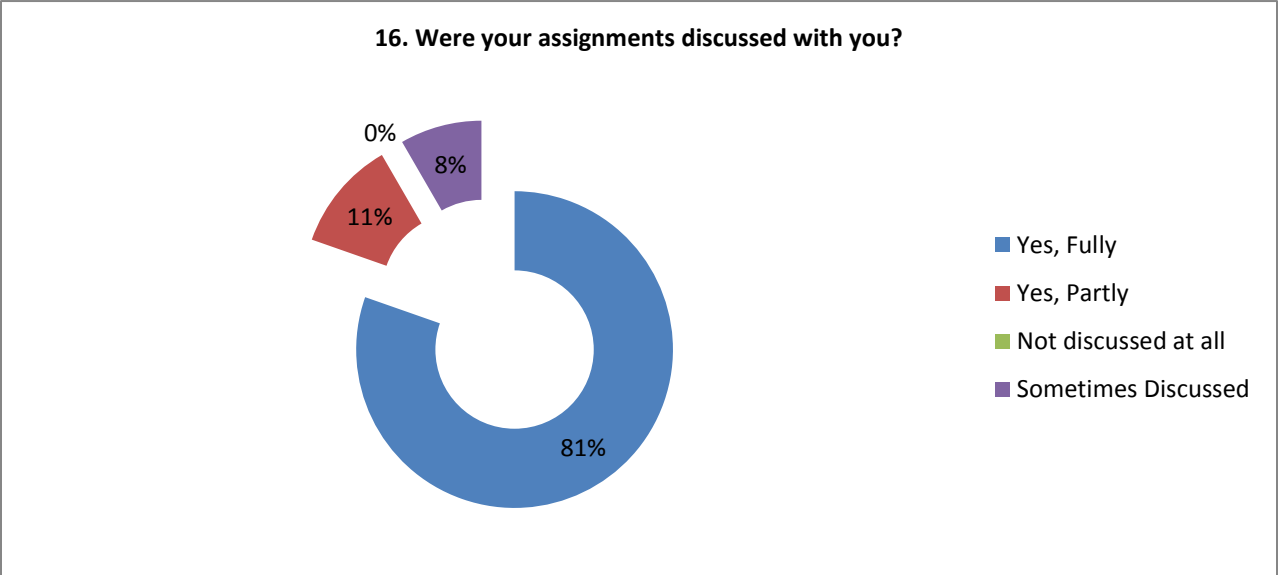
14. What effect do you think the internal assessment will have on your course grade?			
Helps to improve	Discouraging	No special effect	Sometimes effective
96.30	0.00	0.00	3.70



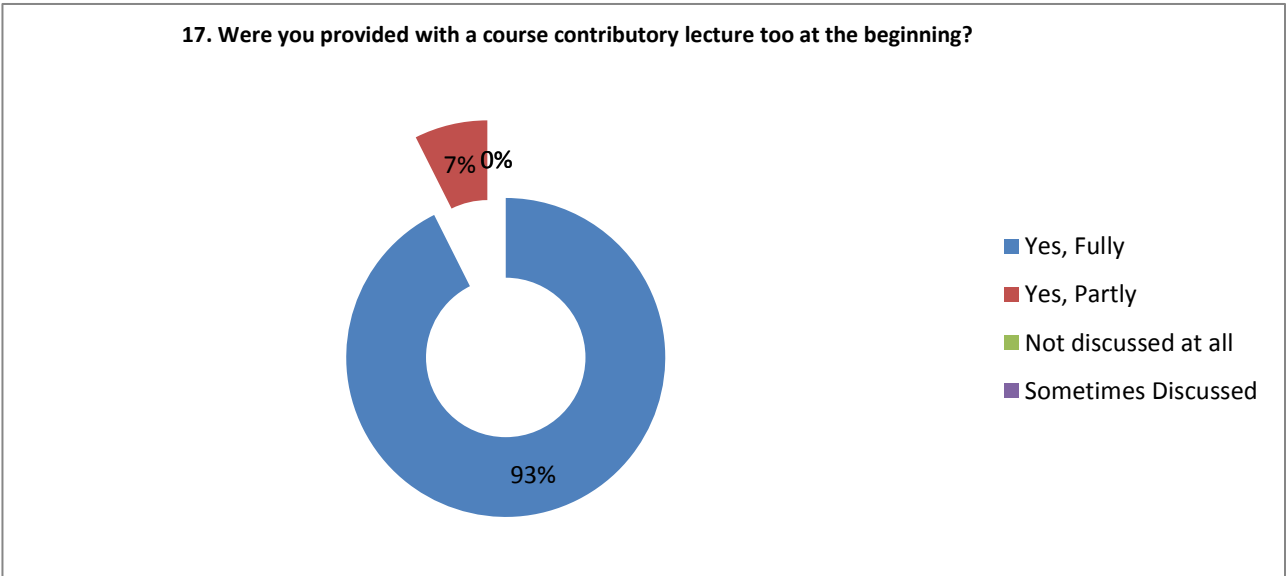
15. How often did the teacher provide feedback on your performance?			
Regularly/ In time	With helpful comment	Often/Late	Without any comment
70.37	29.63	0.00	0.00



16. Were your assignments discussed with you?			
Yes, Fully	Yes, Partly	Not discussed at all	Sometimes Discussed
80.37	11.28	00	8.35



17. Were you provided with a course contributory lecture too at the beginning?			
Yes, Fully	Yes, Partly	Not discussed at all	Sometimes Discussed
92.59	7.41	0.00	0.00





## **Key findings from the survey**

- Regarding the syllabus of the Course 25.5 percent of students expressed that it was challenging and 65.5 percent of students found that it was beneficial. 85.52 percent of student expressed understanding of the course was adequate.
- Around 80.67 percent of students have the opinion that Syllabus was covered in the class. 73 percent students have the opinion that library material and facilities for the course was adequate and 74 percent of students have expressed that they easily able to get material for the prescribed reading.
- Regarding Teacher preparation for the classes, more than 77 Percent of Teacher's entered the Classes thoroughly and 23 percent of teachers that satisfactorily in their preparation. Almost 70.37 Percent of Students are satisfied with the teacher communication.
- Teacher encourages the Student participation in classes. Around 80.14 percent and 59.26 percent Students have the opinion that the Teacher uses the discussion method and encourages the students to raise the questions.
- Students fully satisfied with the teacher advice are very helpful for academic development. Related to the teachers approach that 81.48 percent of students have the opinion that teachers always Show courtesy.
- Fairness of internal evaluation has been rated high (71.16 percent) in the survey.
- The students have expressed satisfaction regarding the Internship programme, skill development programme run by the college.
- 96.30 percent of students have the opinion that internal assessment was helpful to improve their academic achievement.

- 80.37 percent of students fully agree with that, their assignment was discussed thoroughly with them.

**Students Concerns and Observation from the Survey:**

The SSS has also pointed out a few grey areas where the college/ teachers do have scope for enhancement in quality of education. The following are the issues on which the students have shown concern:

- Institution need to modify the syllabus of the course and bring changes in its execution
- Library facilities need to upgrade and made available for students during their holidays also.

The College Authority and IQAC give utmost importance to the findings of this survey because these way students come to believe that even they have a say in policymaking. This was even we try to be true to the motto of our college, "Be and Make". This approach of participative policy-making is satisfying for students. It is always impossible to please everyone but often we try to strive towards keeping most of them happy, most of the time.



Principal  
Principal  
Kumadvathi College of Education  
Shikaripura



Swamy Vivekananda Vidya Samsthe (R), Shikaripura

ಕುಮದ್ವತಿ ಶಿಕ್ಷಣ ಮಹಾವಿದ್ಯಾಲಯ

**KUMADVATHI COLLEGE OF EDUCATION**



Aided, Permanently Affiliated to Kuvempu University, Recognised by NCTE & UGC Act 2(f), Section 12(B) & NAAC  
Accredited with B Grade (2.70 CGPA)

Shivamogga Road  
☎ : 08187 – 222383, 222

Shikaripura – 577 427

Shivamogga Dist  
E-Mail:kumadvathibed@gmail.com



## **STUDENT SATISFACTION SURVEY REPORT : 2016-17**

**Internal Quality Assessment Cell (IQAC)**



Swamy Vivekananda Vidya Samsthe (R), Shikaripura

ಕುಮದ್ವತಿ ಶಿಕ್ಷಣ ಮಹಾವಿದ್ಯಾಲಯ

**KUMADVATHI COLLEGE OF EDUCATION**

Aided, Permanently Affiliated to Kuvempu University, Recognised by NCTE & UGC Act 2(f), Section 12(B) & NAAC

Accredited with B Grade (2.70 CGPA)

Shivamogga Road

Shikaripura – 577 427

Shivamogga Dist

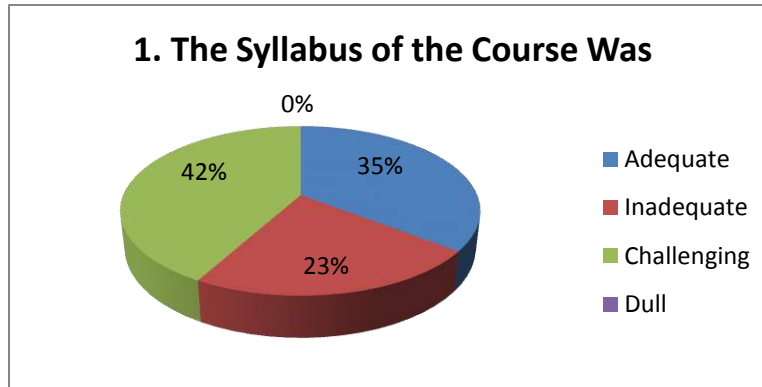
☎ : 08187 – 222383, 222

E-Mail:kumadvathibed@gmail.com

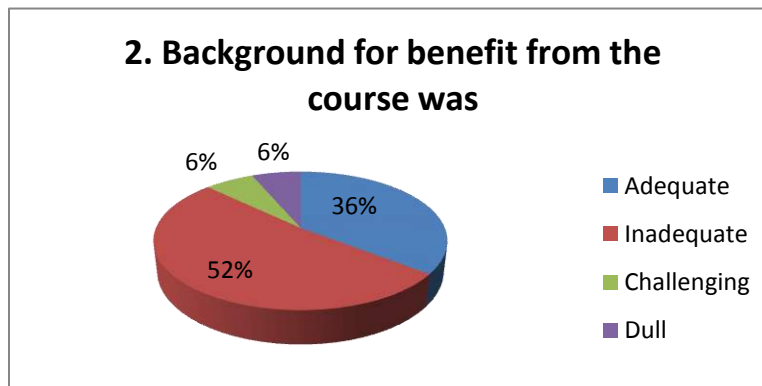
## Student Satisfaction Survey 2016-17

### Student Satisfaction Survey (SSS) on overall institutional performance

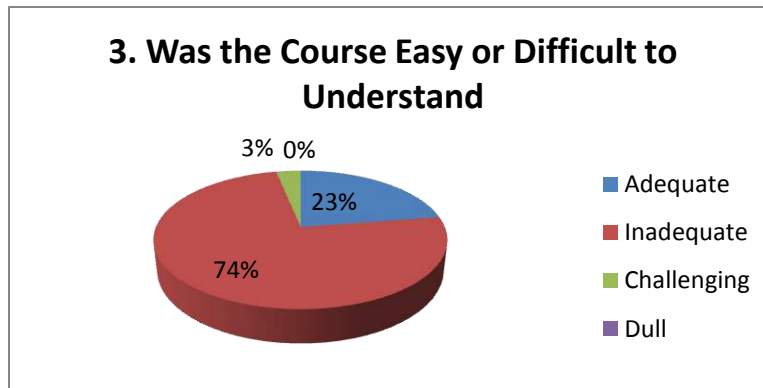
1. The Syllabus of the Course Was			
Adequate	Inadequate	Challenging	Dull
35.48	22.58	41.94	0



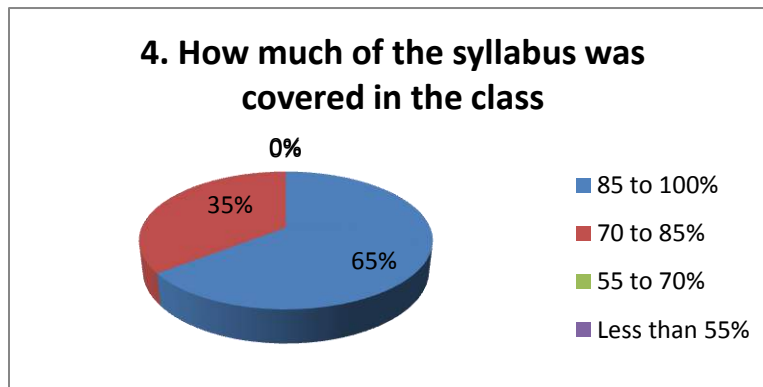
2. Background for benefit from the course was			
Adequate	Inadequate	Challenging	Dull
35.48	51.61	6.45	6.45



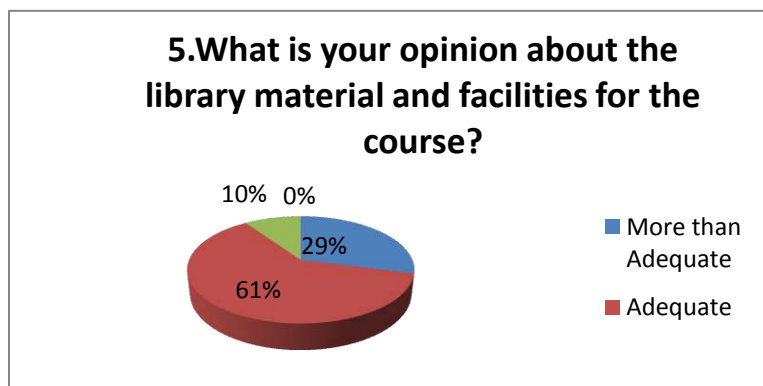
3. Was the Course Easy or Difficult to Understand			
Adequate	Inadequate	Challenging	Dull
22.58	74.19	3.22	0



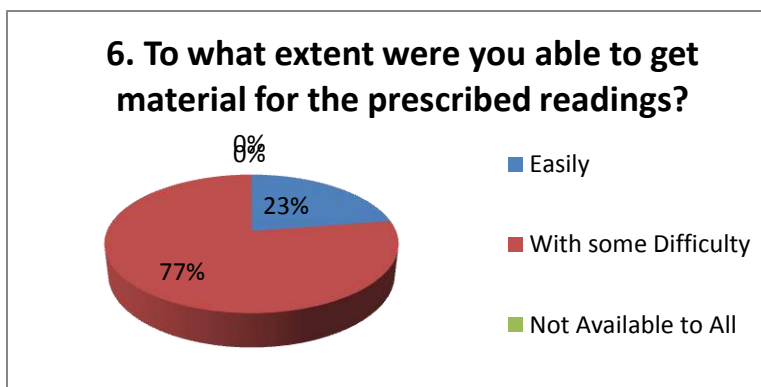
4. How much of the syllabus was covered in the class			
85 to 100%	70 to 85%	55 to 70%	Less than 55%
64.52	35.48	0	0



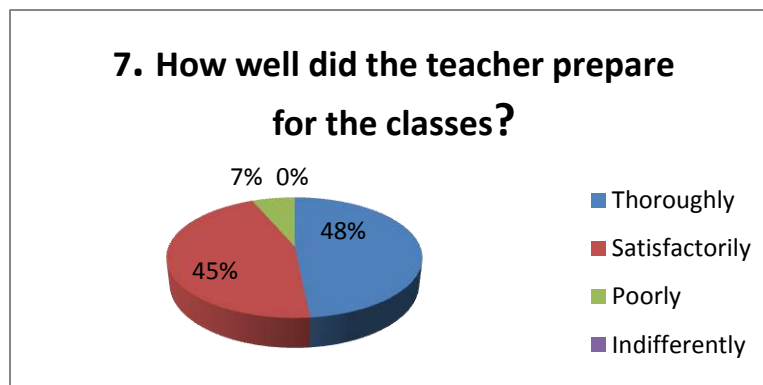
5. What is your opinion about the library material and facilities for the course?			
More than Adequate	Adequate	Inadequate	Very Poor
29.03	61.29	9.67	0



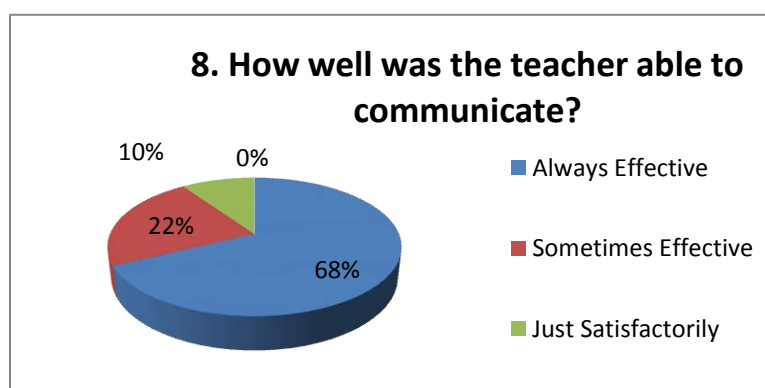
6. To what extent were you able to get material for the prescribed readings?			
Easily	With some Difficulty	Not Available to All	With Great Difficulty
22.58	77.42	0	0



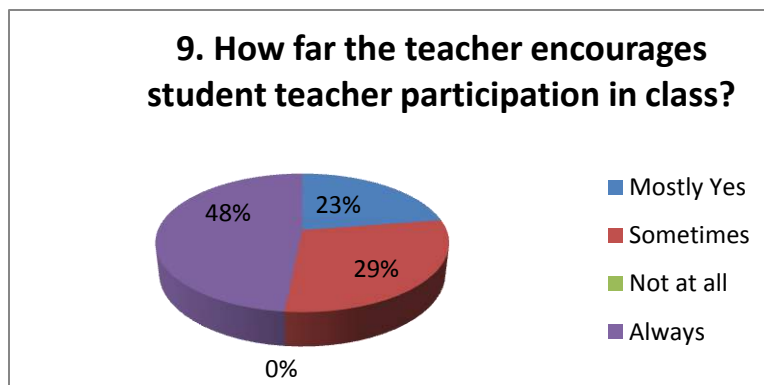
7. How well did the teacher prepare for the classes?			
Thoroughly	Satisfactorily	Poorly	Indifferently
48.39	45.16	6.45	0



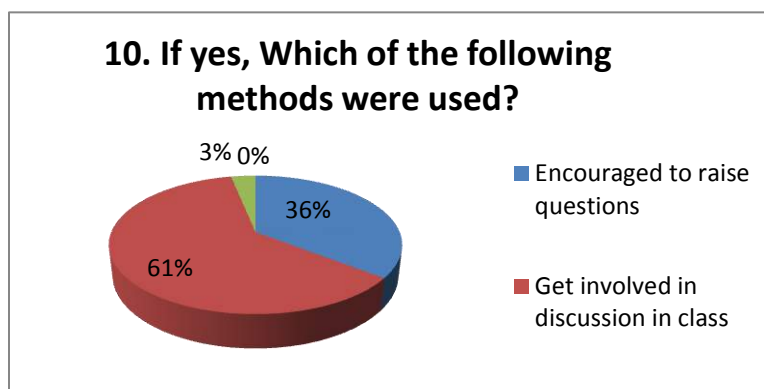
8. How well was the teacher able to communicate?			
Always Effective	Sometimes Effective	Just Satisfactorily	Generally Ineffective
67.74	22.58	9.67	0



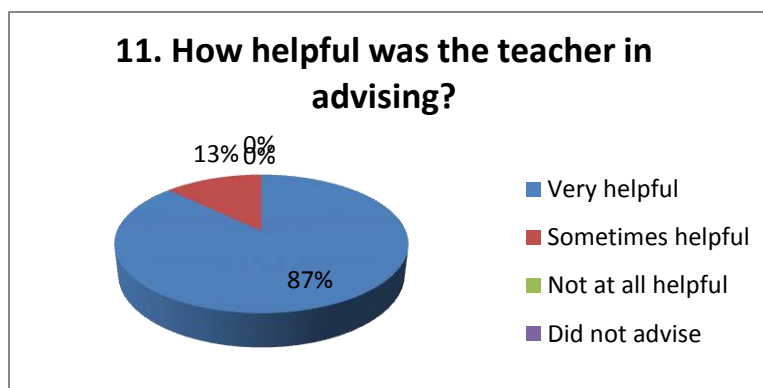
9. How far the teacher encourages student teacher participation in class?			
Mostly Yes	Sometimes	Not at all	Always
22.58	29.03	0	48.39



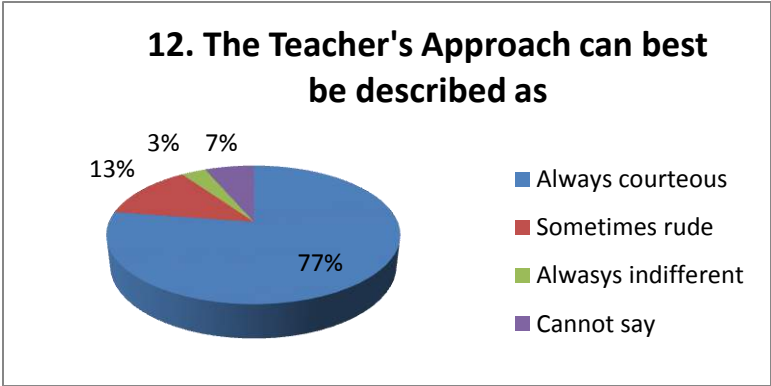
10. If yes, Which of the following methods were used?			
Encouraged to raise questions	Get involved in discussion in class	Encourage discussion outside class	Did not encourage
35.48	61.29	3.22	0



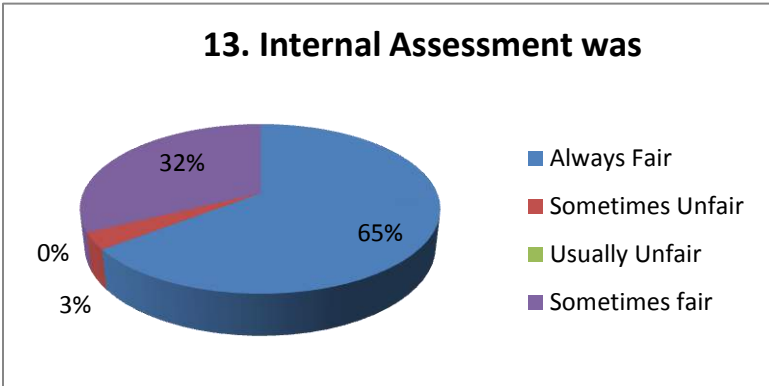
11. How helpful was the teacher in advising?			
Very helpful	Sometimes helpful	Not at all helpful	Did not advise
87.1	12.9	0	0



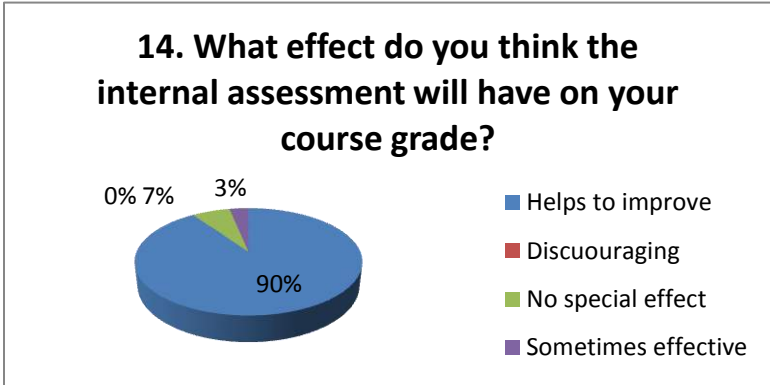
12. The Teacher's Approach can best be described as			
Always courteous	Sometimes rude	Alwasys indifferent	Cannot say
77.42	12.9	3.22	6.45



13. Internal Assessment was			
Always Fair	Sometimes Unfair	Usually Unfair	Sometimes fair
64.52	3.22	0	32.26

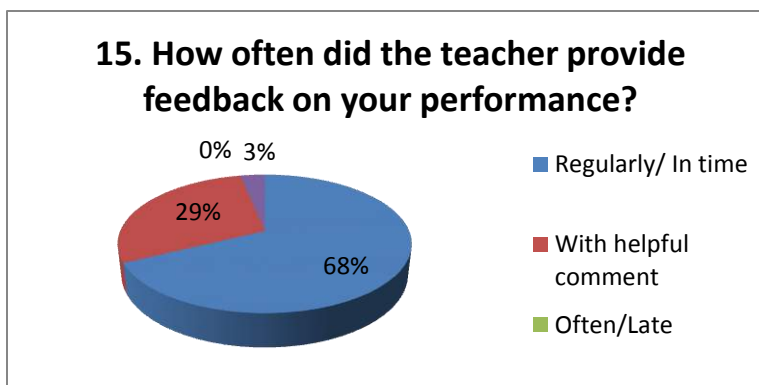


14. What effect do you think the internal assessment will have on your course grade?			
Helps to improve	Discuouraging	No special effect	Sometimes effective
90.32	0	6.45	3.22

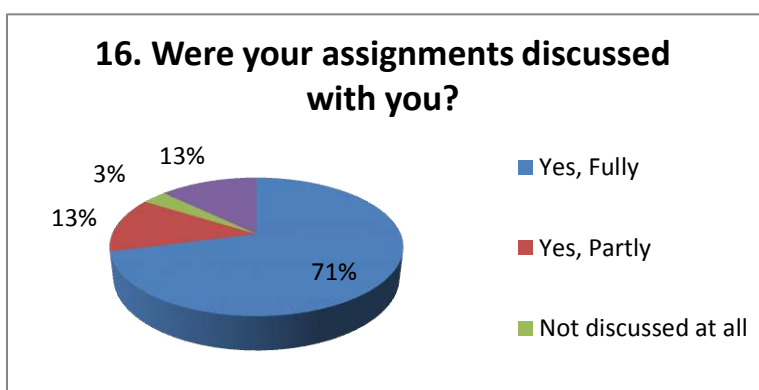




15. How often did the teacher provide feedback on your performance?			
Regularly/ In time	With helpful comment	Often/Late	Without any comment
67.74	29.03	0	3.22



16. Were your assignments discussed with you?			
Yes, Fully	Yes, Partly	Not discussed at all	Sometimes Discussed
70.97	12.9	3.22	12.9



### Key findings from the survey

- Regarding the syllabus of the Course 41.91 percent of students expressed that it was challenging and 51.61 percent of students found that it was beneficial.
- Around 64.52 students have the opinion that Syllabus was covered in the class. 61.29 have the opinion that library material and facilities for the course was adequate and 77.42 percent of students have expressed that with some difficulties they able to get material for the prescribed reading.

- Regarding Teacher preparation for the classes, more than 45 Percent of Teacher's entered the Classes thoroughly and satisfactorily in their preparation. Almost 70 Percent of Students are Satisfied with the teacher communication.
- Teacher encourages the Student participation in classes. Around 61.29 and 35.48 Students have the opinion that the Teacher uses the discussion method and encourages the students to raise the questions.
- Students fully satisfied with the teacher advice are very helpful for academic development. Related to the teachers approach that 77.42 percent of students have the opinion that teachers always Show courtesy.
- Fairness of internal evaluation has been rated high (64.52) in the survey.
- The students have expressed satisfaction regarding the mentorship programme, skill development programme run by the college.
- 90.32 percent of students have the opinion that internal assessment was helpful to improve their academic achievement.
- 70.97 percent of students fully agree with that, their assignment was discussed thoroughly with them.

### **Students Concerns and Observation from the Survey:**

The SSS has also pointed out a few grey areas where the college/ teachers do have scope for enhancement in quality of education. The following are the issues on which the students have shown concern:

- Institution need to modify the syllabus of the course and bring changes in its execution
- Library facilities need to upgrade and made available for students during their holidays also.

The College Authority and IQAC give utmost importance to the findings of this survey because this way students come to believe that even they have a say in policymaking. This was even we try to be true to the motto of our college, “Be and Make”. This approach of participative policy-making is satisfying for students. It is always impossible to please everyone but often we try to strive towards keeping most of them happy, most of the time.



Principal  
Kumadvathi College of Education  
Shikaripura



Swamy Vivekananda Vidya Samsthe (R), Shikaripura

ಕುಮದ್ವತಿ ಶಿಕ್ಷಣ ಮಹಾವಿದ್ಯಾಲಯ

**KUMADVATHI COLLEGE OF EDUCATION**



Aided, Permanently Affiliated to Kuvempu University, Recognised by NCTE & UGC Act 2(f), Section 12(B) & NAAC  
Accredited with B Grade (2.70 CGPA)

Shivamogga Road  
☎ : 08187 – 222383, 222

Shikaripura – 577 427

Shivamogga Dist  
E-Mail:kumadvathibed@gmail.com



## **STUDENT SATISFACTION SURVEY REPORT : 2015-16**

**Internal Quality Assessment Cell (IQAC)**



Swamy Vivekananda Vidya Samsthe (R), Shikaripura

ಕುಮದ್ವತಿ ಶಿಕ್ಷಣ ಮಹಾವಿದ್ಯಾಲಯ

**KUMADVATHI COLLEGE OF EDUCATION**



Aided, Permanently Affiliated to Kuvempu University, Recognised by NCTE & UGC Act 2(f), Section 12(B) & NAAC  
Accredited with B Grade (2.70 CGPA)

Shivamogga Road  
☎ : 08187 – 222383, 222

Shikaripura – 577 427

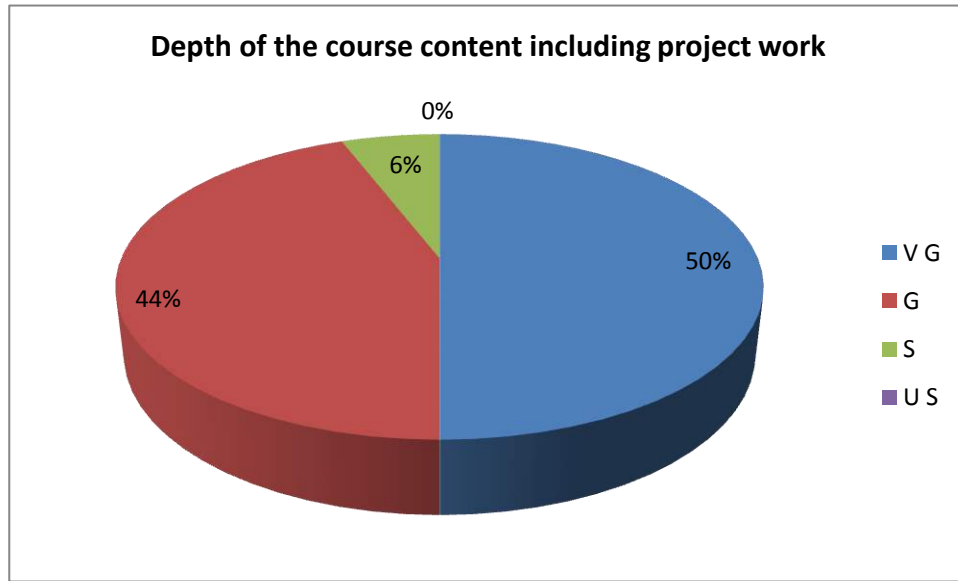
Shivamogga Dist  
E-Mail:kumadvathibed@gmail.com

## Student Satisfaction Survey Report 2015-16

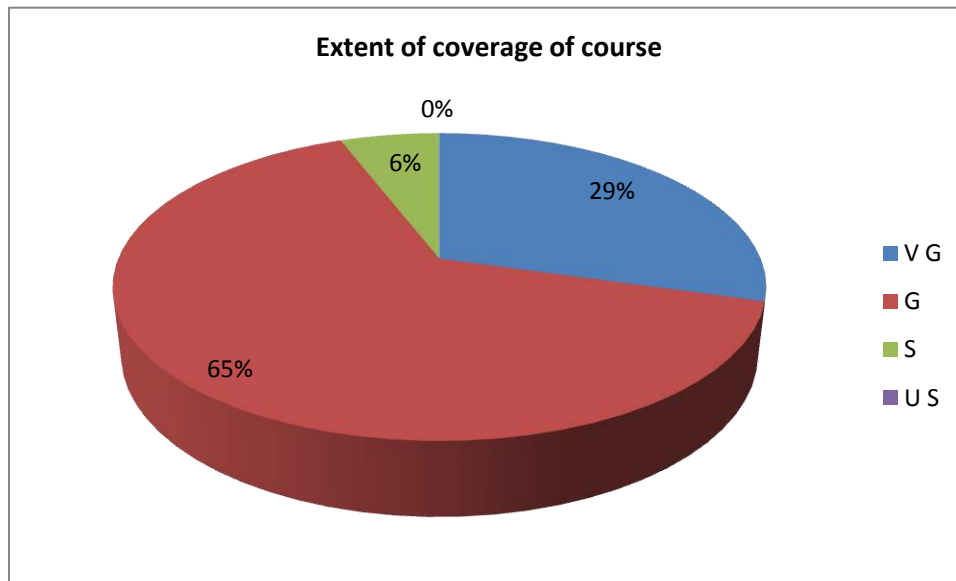
Student Satisfaction Survey (SSS) is one of the mandatory criteria set by National Assessment and Accreditation Council (NAAC). It is also a pre qualifier for Assessment and Accreditation of the institution.

**Analysis and the findings:** The responses collected from students responses were fed to an excel sheet designed for the analysis by the team. The responses were analysed by a team of teachers. The question-wise outcome of the results is presented below:

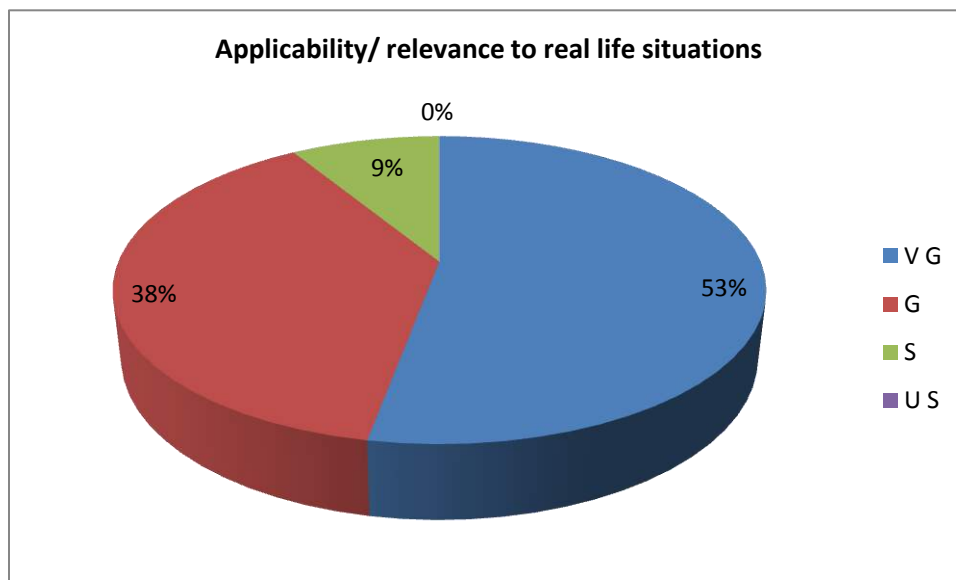
### 1. Depth of the course content including project work.



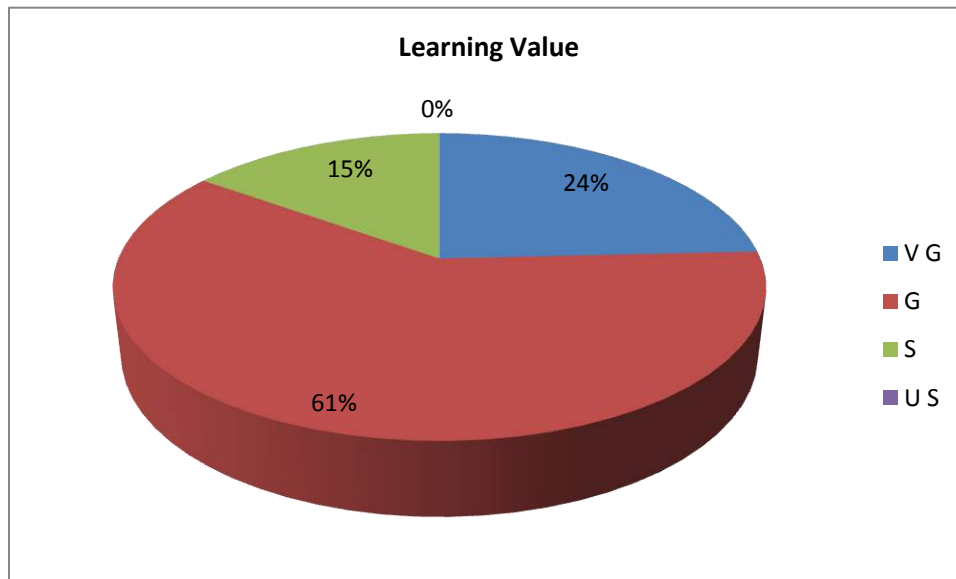
## 2. Extent of coverage of course



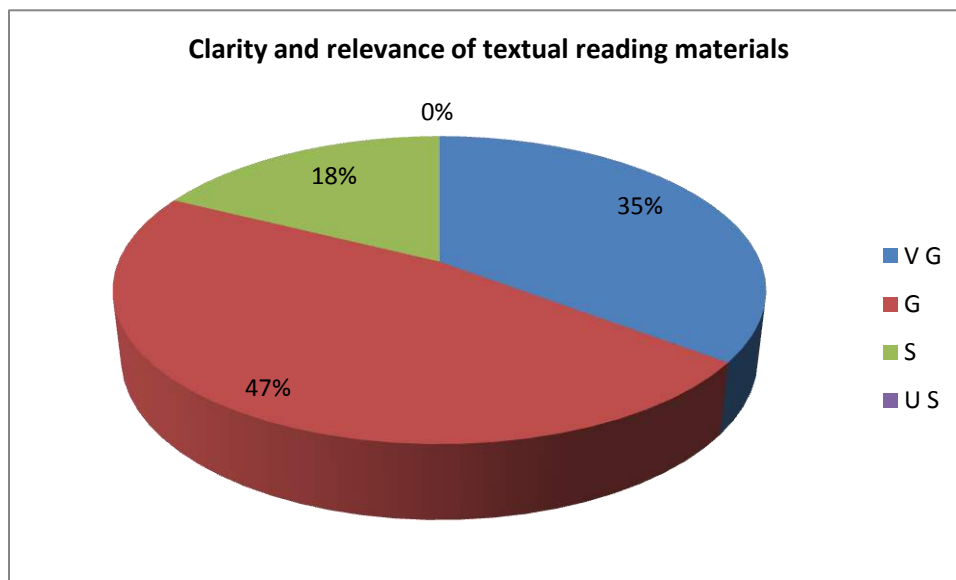
## 3. Applicability/ relevance to real life situations



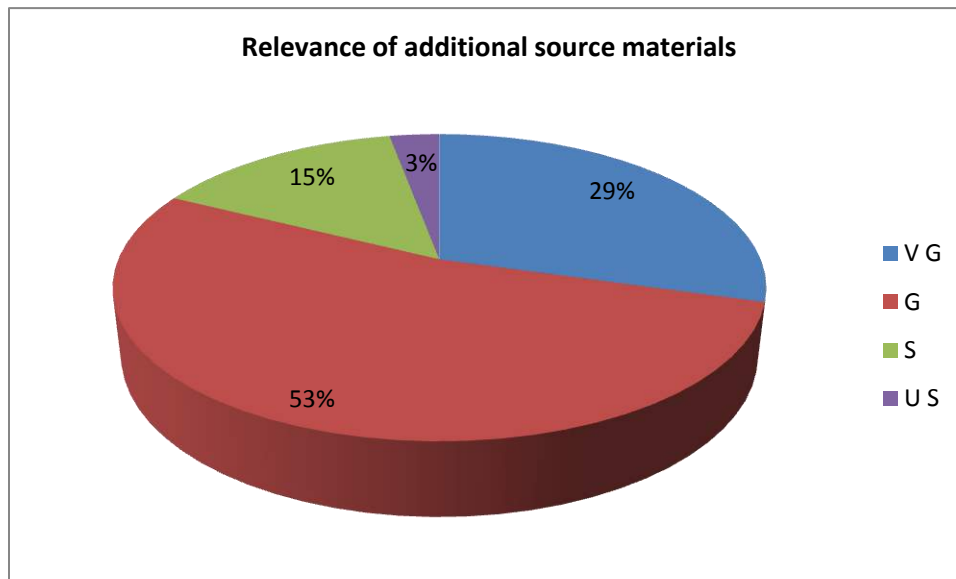
#### 4. Learning value



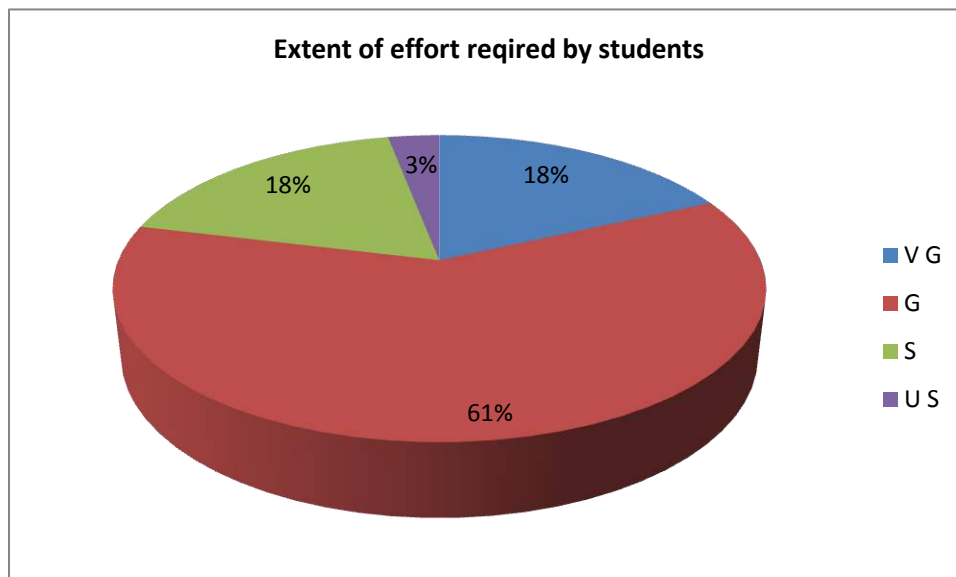
#### 5. Clarity and relevance of textual reading materials



## 6. Relevance of additional source materials

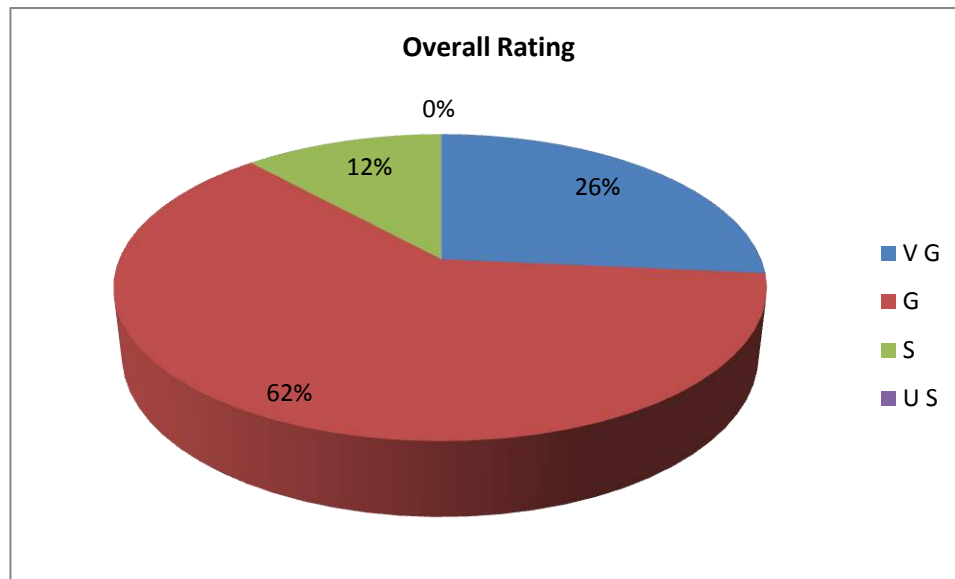


## 7. Extent of effort required by students





## 8. Overall rating



### Key findings from the survey

- A high percentage of students (50%) expressed very good over the Depth of the course content including project work assigned in our college.
- Students have expressed their opinion that overall extent of coverage of course (65%) was very good and Applicability/relevance to real life situations laboratory experiments (53%) was very good.
- Learning value of B.Ed course and clarity (61%) and relevance of textual reading materials availability for student teachers (47%) has been rated high in the survey.
- For question of ample resources for relevance of additional source materials in library, 53% of students have opined that college also provides good environment for reading and happy with library resource facilities.
- The students have expressed (62%) very good regarding the overall facilities and resources available and provided by the college.

## **Students Concerns and Observation from the Survey:**

The SSS has also pointed out few grey areas where the college/ teachers do have scope for enhancement in quality of education. The following are the issues on which the students have shown concern:

- The observation survey says in some area, in between 15 to 20 percent of the opinions of the students shows the concern of enhancement is needed in providing of quality education.

The College Authority and IQAC give utmost importance to the findings of this survey because these way students come to believe that even they have a say in policy making. This was even we try to be true to the motto of our college, “Be and Make”. This approach of participative policy making is satisfying for students. It is always impossible to please everyone but often we try to strive towards keeping most of them happy, most of the time.



Principal  
Kumadvathi College of Education  
Shikaripura